


# System DWQ Compliance

Drinking Water Quality :Integrated Regulatory Information System (IRIS)

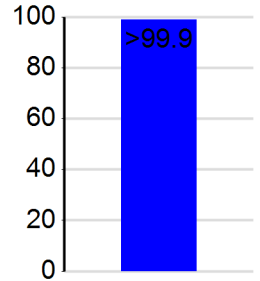
## Mirobiological (Health)

### Institutional Overview

Drinking Water Quality Compliance (SANS 241 :2006 Trend %)



### 12 Month Compliance (%)



- - - < 85% Unacceptable      - - - 95% Required

January 2022	Sites / Crit	Samples / Crit	Analysis	Failures	Comply %	Certified	In-Time
Raw/ Intake	2 / 0	2 / 0	2	0	>99.9	2 / 2	2 / 2
Final / Outflow	2 / 2	2 / 2	2	0	>99.9	2 / 2	2 / 2
Point of Use	10 / 1	10 / 1	10	0	>99.9	10 / 10	10 / 10
	14 / 3	14 / 3	14	0	>99.9	14 / 14	14 / 14

Total 2022	Sites / Crit	Samples / Crit	Analysis	Failures	Comply %	Certified	In-Time
Raw/ Intake	2 / 0	2 / 0	2	0	>99.9	2 / 2	2 / 2
Final / Outflow	2 / 2	2 / 2	2	0	>99.9	2 / 2	2 / 2
Point of Use	10 / 1	10 / 1	10	0	>99.9	10 / 10	10 / 10
	14 / 3	14 / 3	14	0	>99.9	14 / 14	14 / 14

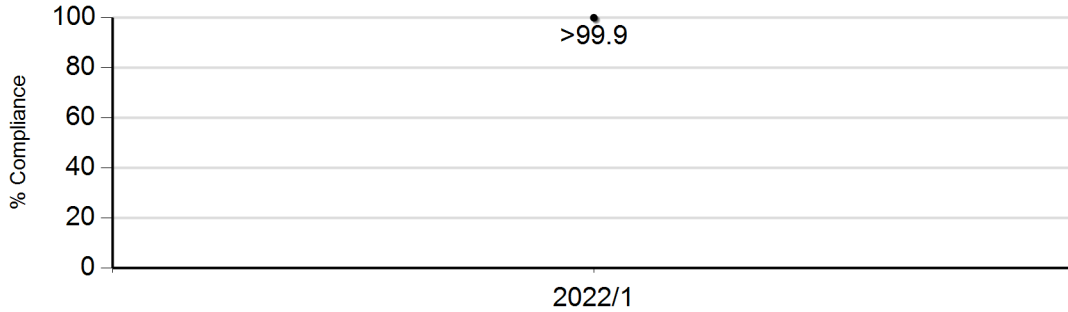
# System DWQ Compliance

Drinking Water Quality :Integrated Regulatory Information System (IRIS)

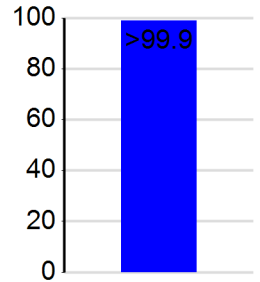
## Mirobiological (Health)

### Grahamstown

Drinking Water Quality Compliance (SANS 241 :2006 Trend %)



12 Month Compliance (%)



- - - < 85% Unacceptable      - - - 95% Required

January 2022	Sites / Crit	Samples / Crit	Analysis	Failures	Comply %	Certified	In-Time
Raw/ Intake	2 / 0	2 / 0	2	0	>99.9	2 / 2	2 / 2
Final / Outflow	2 / 2	2 / 2	2	0	>99.9	2 / 2	2 / 2
Point of Use	10 / 1	10 / 1	10	0	>99.9	10 / 10	10 / 10
	14 / 3	14 / 3	14	0	>99.9	14 / 14	14 / 14

Total 2022	Sites / Crit	Samples / Crit	Analysis	Failures	Comply %	Certified	In-Time
Raw/ Intake	2 / 0	2 / 0	2	0	>99.9	2 / 2	2 / 2
Final / Outflow	2 / 2	2 / 2	2	0	>99.9	2 / 2	2 / 2
Point of Use	10 / 1	10 / 1	10	0	>99.9	10 / 10	10 / 10
	14 / 3	14 / 3	14	0	>99.9	14 / 14	14 / 14

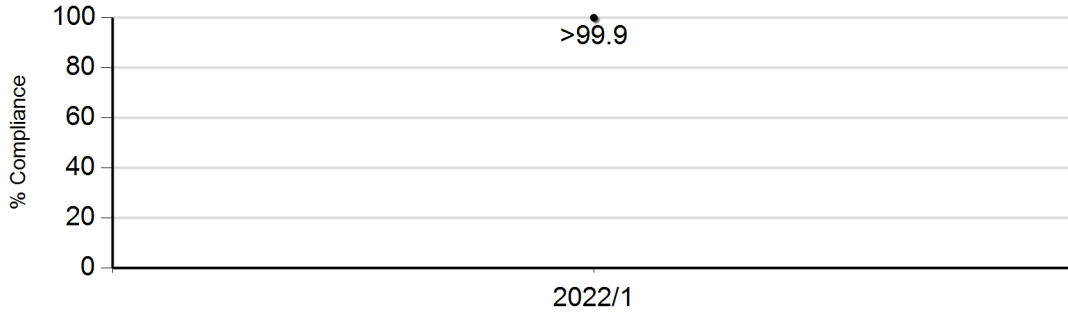
# System DWQ Compliance

Drinking Water Quality :Integrated Regulatory Information System (IRIS)

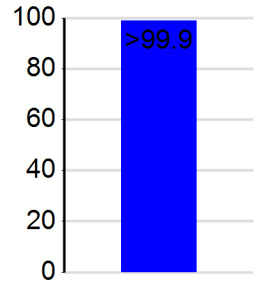
## Physical Orhanoleptic (Non-Health)

### Institutional Overview

Drinking Water Quality Compliance (SANS 241 :2006 Trend %)



### 12 Month Compliance (%)



- - - < 85% Unacceptable      - - - 95% Required

January 2022	Sites / Crit	Samples / Crit	Analysis	Failures	Comply %	Certified	In-Time
Raw/ Intake	2 / 0	2 / 0	4	0	>99.9	4 / 4	4 / 4
Final / Outflow	2 / 2	2 / 2	4	0	>99.9	4 / 4	4 / 4
Point of Use	5 / 0	5 / 0	9	0	>99.9	9 / 9	9 / 9
	9 / 2	9 / 2	17	0	>99.9	17 / 17	17 / 17

Total 2022	Sites / Crit	Samples / Crit	Analysis	Failures	Comply %	Certified	In-Time
Raw/ Intake	2 / 0	2 / 0	4	0	>99.9	4 / 4	4 / 4
Final / Outflow	2 / 2	2 / 2	4	0	>99.9	4 / 4	4 / 4
Point of Use	5 / 0	5 / 0	9	0	>99.9	9 / 9	9 / 9
	9 / 2	9 / 2	17	0	>99.9	17 / 17	17 / 17

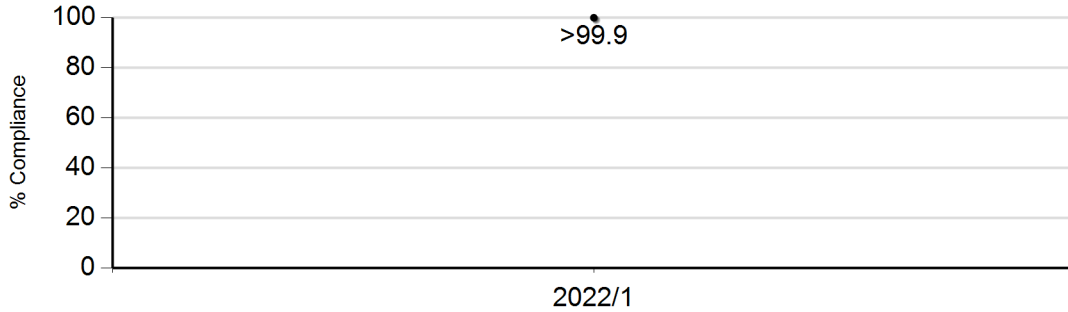
# System DWQ Compliance

Drinking Water Quality :Integrated Regulatory Information System (IRIS)

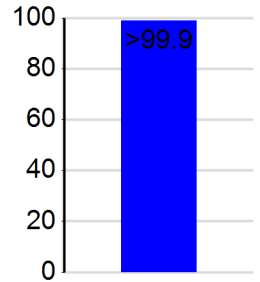
## Physical Orhanoleptic (Non-Health)

### Grahamstown

Drinking Water Quality Compliance (SANS 241 :2006 Trend %)



12 Month Compliance (%)



- - - < 85% Unacceptable      - - - 95% Required

January 2022	Sites / Crit	Samples / Crit	Analysis	Failures	Comply %	Certified	In-Time
Raw/ Intake	2 / 0	2 / 0	4	0	>99.9	4 / 4	4 / 4
Final / Outflow	2 / 2	2 / 2	4	0	>99.9	4 / 4	4 / 4
Point of Use	5 / 0	5 / 0	9	0	>99.9	9 / 9	9 / 9
	9 / 2	9 / 2	17	0	>99.9	17 / 17	17 / 17

Total 2022	Sites / Crit	Samples / Crit	Analysis	Failures	Comply %	Certified	In-Time
Raw/ Intake	2 / 0	2 / 0	4	0	>99.9	4 / 4	4 / 4
Final / Outflow	2 / 2	2 / 2	4	0	>99.9	4 / 4	4 / 4
Point of Use	5 / 0	5 / 0	9	0	>99.9	9 / 9	9 / 9
	9 / 2	9 / 2	17	0	>99.9	17 / 17	17 / 17


# System DWQ Compliance

Drinking Water Quality :Integrated Regulatory Information System (IRIS)

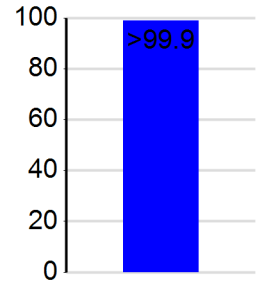
## Operational (Non-Health)

### Institutional Overview

Drinking Water Quality Compliance (SANS 241 :2006 Trend %)



### 12 Month Compliance (%)



- - - < 85% Unacceptable      - - - 95% Required

January 2022	Sites / Crit	Samples / Crit	Analysis	Failures	Comply %	Certified	In-Time
Raw/ Intake	2 / 0	2 / 0	4	0	>99.9	4 / 4	4 / 4
Final / Outflow	2 / 2	2 / 2	4	0	>99.9	4 / 4	4 / 4
Point of Use	5 / 0	5 / 0	10	0	>99.9	10 / 10	10 / 10
	9 / 2	9 / 2	18	0	>99.9	18 / 18	18 / 18

Total 2022	Sites / Crit	Samples / Crit	Analysis	Failures	Comply %	Certified	In-Time
Raw/ Intake	2 / 0	2 / 0	4	0	>99.9	4 / 4	4 / 4
Final / Outflow	2 / 2	2 / 2	4	0	>99.9	4 / 4	4 / 4
Point of Use	5 / 0	5 / 0	10	0	>99.9	10 / 10	10 / 10
	9 / 2	9 / 2	18	0	>99.9	18 / 18	18 / 18


# System DWQ Compliance

Drinking Water Quality :Integrated Regulatory Information System (IRIS)

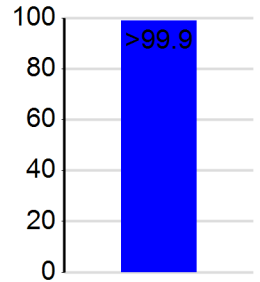
## Operational (Non-Health)

### Grahamstown

Drinking Water Quality Compliance (SANS 241 :2006 Trend %)



12 Month Compliance (%)



- - - < 85% Unacceptable      - - - 95% Required

January 2022	Sites / Crit	Samples / Crit	Analysis	Failures	Comply %	Certified	In-Time
Raw/ Intake	2 / 0	2 / 0	4	0	>99.9	4 / 4	4 / 4
Final / Outflow	2 / 2	2 / 2	4	0	>99.9	4 / 4	4 / 4
Point of Use	5 / 0	5 / 0	10	0	>99.9	10 / 10	10 / 10
	9 / 2	9 / 2	18	0	>99.9	18 / 18	18 / 18

Total 2022	Sites / Crit	Samples / Crit	Analysis	Failures	Comply %	Certified	In-Time
Raw/ Intake	2 / 0	2 / 0	4	0	>99.9	4 / 4	4 / 4
Final / Outflow	2 / 2	2 / 2	4	0	>99.9	4 / 4	4 / 4
Point of Use	5 / 0	5 / 0	10	0	>99.9	10 / 10	10 / 10
	9 / 2	9 / 2	18	0	>99.9	18 / 18	18 / 18

### Report Filters:

REGION:Eastern Cape,INSTITUTION\_TYPE:Water Service Authority,INSTITUTION:Makana Local Municipality,SYSTEM: All ,YEAR:2022,RISK: All ,STANDARD:SANS 241 :2006,