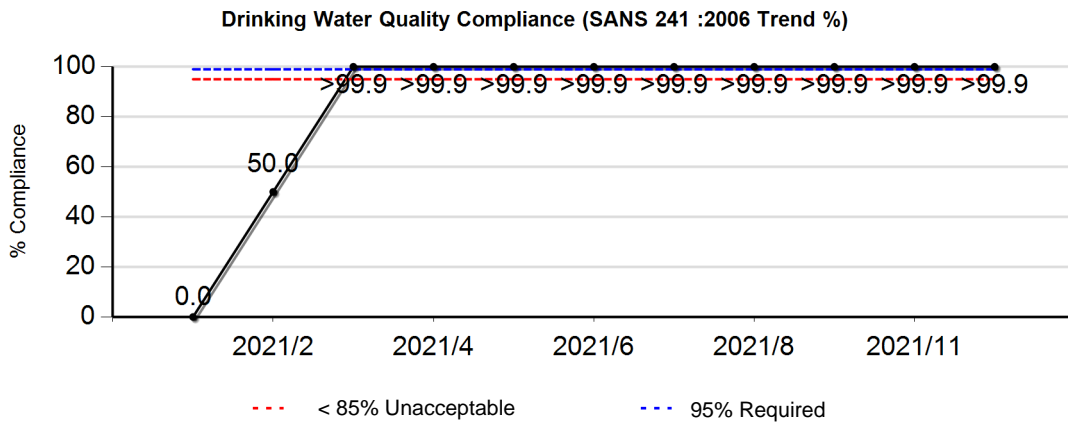


System DWQ Compliance

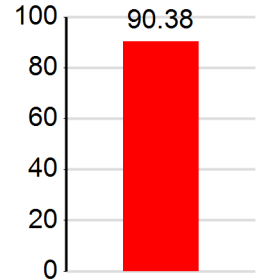
Drinking Water Quality : Integrated Regulatory Information System (IRIS)

Mirobiological (Health)

Institutional Overview



12 Month Compliance (%)



January 2021	Sites / Crit	Samples / Crit	Analysis	Failures	Comply %	Certified	In-Time
Final / Outflow	1 / 1	1 / 1	1	1	0.0	1 / 1	1 / 1
Storage / Reservoir	1 / 1	1 / 1	1	0	>99.9	1 / 1	1 / 1
Point of Use	3 / 0	3 / 0	3	0	>99.9	3 / 3	3 / 3
	5 / 2	5 / 2	5	1	80.0	5 / 5	5 / 5

February 2021	Sites / Crit	Samples / Crit	Analysis	Failures	Comply %	Certified	In-Time
Final / Outflow	3 / 4	4 / 3	4	2	50.0	4 / 4	4 / 4
Point of Use	4 / 0	5 / 0	5	0	>99.9	5 / 5	5 / 5
	7 / 4	9 / 3	9	2	77.8	9 / 9	9 / 9

March 2021	Sites / Crit	Samples / Crit	Analysis	Failures	Comply %	Certified	In-Time
Final / Outflow	3 / 3	3 / 3	3	0	>99.9	3 / 3	3 / 3
Point of Use	4 / 0	4 / 0	4	0	>99.9	4 / 4	4 / 4
	7 / 3	7 / 3	7	0	>99.9	7 / 7	7 / 7

April 2021	Sites / Crit	Samples / Crit	Analysis	Failures	Comply %	Certified	In-Time
Raw/ Intake	4 / 0	4 / 0	4	0	>99.9	4 / 4	4 / 4
Final / Outflow	4 / 7	7 / 4	7	0	>99.9	7 / 7	7 / 7
Point of Use	13 / 1	17 / 1	17	0	>99.9	17 / 17	17 / 17
	21 / 8	28 / 5	28	0	>99.9	28 / 28	28 / 28

May 2021	Sites / Crit	Samples / Crit	Analysis	Failures	Comply %	Certified	In-Time
Final / Outflow	2 / 2	2 / 2	2	0	>99.9	2 / 2	2 / 2

System DWQ Compliance

Drinking Water Quality :Integrated Regulatory Information System (IRIS)

Point of Use	4 / 0	4 / 0	4	1	75.0	4 / 4	4 / 4
	6 / 2	6 / 2	6	1	83.3	6 / 6	6 / 6

June 2021	Sites / Crit	Samples / Crit	Analysis	Failures	Comply %	Certified	In-Time
Raw/ Intake	4 / 0	4 / 0	4	0	>99.9	4 / 4	4 / 4
Final / Outflow	4 / 4	4 / 4	4	0	>99.9	4 / 4	4 / 4
Point of Use	11 / 1	11 / 1	11	2	81.8	11 / 11	11 / 11
	19 / 5	19 / 5	19	2	89.5	19 / 19	19 / 19

July 2021	Sites / Crit	Samples / Crit	Analysis	Failures	Comply %	Certified	In-Time
Raw/ Intake	3 / 0	3 / 0	3	0	>99.9	3 / 3	3 / 3
Final / Outflow	3 / 3	3 / 3	3	0	>99.9	3 / 3	3 / 3
Point of Use	12 / 1	15 / 1	15	1	93.3	15 / 15	15 / 15
	18 / 4	21 / 4	21	1	95.2	21 / 21	21 / 21

August 2021	Sites / Crit	Samples / Crit	Analysis	Failures	Comply %	Certified	In-Time
Raw/ Intake	3 / 0	3 / 0	3	0	>99.9	3 / 3	3 / 3
Final / Outflow	4 / 4	4 / 4	4	2	50.0	4 / 4	4 / 4
Point of Use	11 / 1	13 / 1	13	3	76.9	13 / 13	13 / 13
	18 / 5	20 / 5	20	5	75.0	20 / 20	20 / 20

September 2021	Sites / Crit	Samples / Crit	Analysis	Failures	Comply %	Certified	In-Time
Raw/ Intake	2 / 0	2 / 0	2	0	>99.9	2 / 2	2 / 2
Final / Outflow	2 / 2	2 / 2	2	1	50.0	2 / 2	2 / 2
Point of Use	10 / 1	10 / 1	10	0	>99.9	10 / 10	10 / 10
	14 / 3	14 / 3	14	1	92.9	14 / 14	14 / 14

November 2021	Sites / Crit	Samples / Crit	Analysis	Failures	Comply %	Certified	In-Time
Raw/ Intake	1 / 0	1 / 0	1	0	>99.9	1 / 1	0 / 1
Final / Outflow	1 / 1	1 / 1	1	0	>99.9	1 / 1	0 / 1
Point of Use	10 / 1	10 / 1	10	1	90.0	10 / 10	0 / 10
	12 / 2	12 / 2	12	1	91.7	12 / 12	0 / 12

December 2021	Sites / Crit	Samples / Crit	Analysis	Failures	Comply %	Certified	In-Time
Raw/ Intake	2 / 0	2 / 0	2	0	>99.9	2 / 2	0 / 2
Final / Outflow	2 / 2	2 / 2	2	0	>99.9	2 / 2	0 / 2
Point of Use	11 / 1	11 / 1	11	1	90.9	11 / 11	0 / 11
	15 / 3	15 / 3	15	1	93.3	15 / 15	0 / 15

System DWQ Compliance

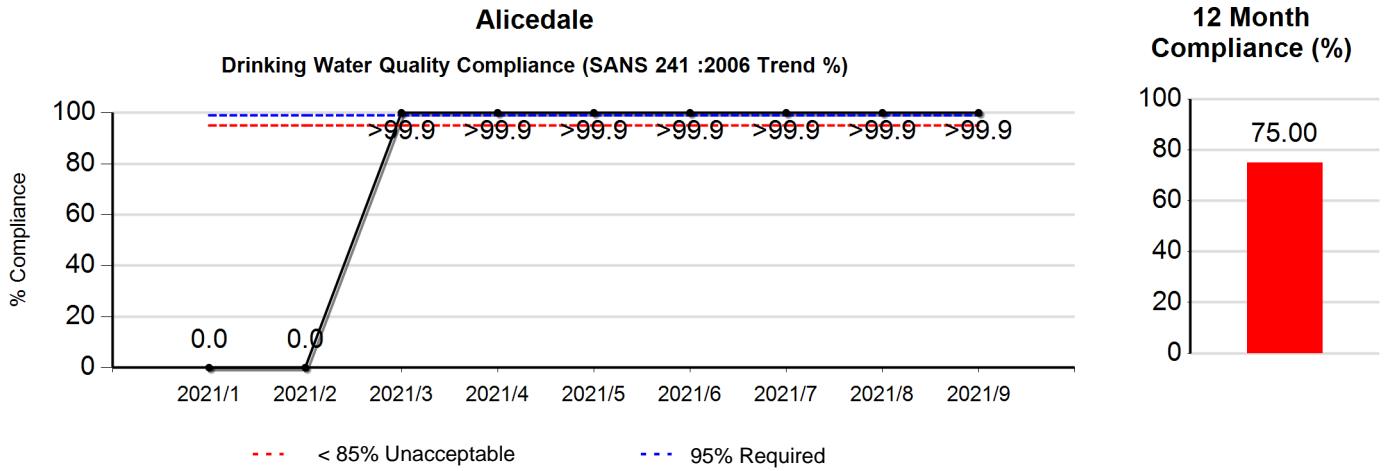
Drinking Water Quality :Integrated Regulatory Information System (IRIS)

Total 2021	Sites / Crit	Samples / Crit	Analysis	Failures	Comply %	Certified	In-Time
Raw/ Intake	4 / 0	19 / 0	19	0	>99.9	19 / 19	16 / 19
Final / Outflow	4 / 33	33 / 4	33	6	81.8	33 / 33	30 / 33
Storage / Reservoir	1 / 1	1 / 1	1	0	>99.9	1 / 1	1 / 1
Point of Use	14 / 7	103 / 1	103	9	91.3	103 / 103	82 / 103
	23 / 41	156 / 6	156	15	90.4	156 / 156	129 / 156

System DWQ Compliance

Drinking Water Quality : Integrated Regulatory Information System (IRIS)

Mirobiological (Health)



January 2021	Sites / Crit	Samples / Crit	Analysis	Failures	Comply %	Certified	In-Time
Final / Outflow	1 / 1	1 / 1	1	1	0.0	1 / 1	1 / 1
	1 / 1	1 / 1	1	1	0.0	1 / 1	1 / 1

February 2021	Sites / Crit	Samples / Crit	Analysis	Failures	Comply %	Certified	In-Time
Final / Outflow	1 / 1	1 / 1	1	1	0.0	1 / 1	1 / 1
	1 / 1	1 / 1	1	1	0.0	1 / 1	1 / 1

March 2021	Sites / Crit	Samples / Crit	Analysis	Failures	Comply %	Certified	In-Time
Final / Outflow	1 / 1	1 / 1	1	0	>99.9	1 / 1	1 / 1
	1 / 1	1 / 1	1	0	>99.9	1 / 1	1 / 1

April 2021	Sites / Crit	Samples / Crit	Analysis	Failures	Comply %	Certified	In-Time
Raw/ Intake	1 / 0	1 / 0	1	0	>99.9	1 / 1	1 / 1
Final / Outflow	1 / 1	2 / 2	2	0	>99.9	2 / 2	2 / 2
Point of Use	2 / 0	2 / 0	2	0	>99.9	2 / 2	2 / 2
	4 / 1	5 / 2	5	0	>99.9	5 / 5	5 / 5

May 2021	Sites / Crit	Samples / Crit	Analysis	Failures	Comply %	Certified	In-Time
Final / Outflow	1 / 1	1 / 1	1	0	>99.9	1 / 1	1 / 1
	1 / 1	1 / 1	1	0	>99.9	1 / 1	1 / 1

June 2021	Sites / Crit	Samples / Crit	Analysis	Failures	Comply %	Certified	In-Time
Raw/ Intake	1 / 0	1 / 0	1	0	>99.9	1 / 1	1 / 1
Final / Outflow	1 / 1	1 / 1	1	0	>99.9	1 / 1	1 / 1

System DWQ Compliance

Drinking Water Quality :Integrated Regulatory Information System (IRIS)

2 / 1	2 / 1	2	0	>99.9	2 / 2	2 / 2
-------	-------	---	---	-------	-------	-------

July 2021	Sites / Crit	Samples / Crit	Analysis	Failures	Comply %	Certified	In-Time
Raw/ Intake	1 / 0	1 / 0	1	0	>99.9	1 / 1	1 / 1
	1 / 0	1 / 0	1	0	>99.9	1 / 1	1 / 1

August 2021	Sites / Crit	Samples / Crit	Analysis	Failures	Comply %	Certified	In-Time
Raw/ Intake	1 / 0	1 / 0	1	0	>99.9	1 / 1	1 / 1
Final / Outflow	1 / 1	1 / 1	1	1	0.0	1 / 1	1 / 1
	2 / 1	2 / 1	2	1	50.0	2 / 2	2 / 2

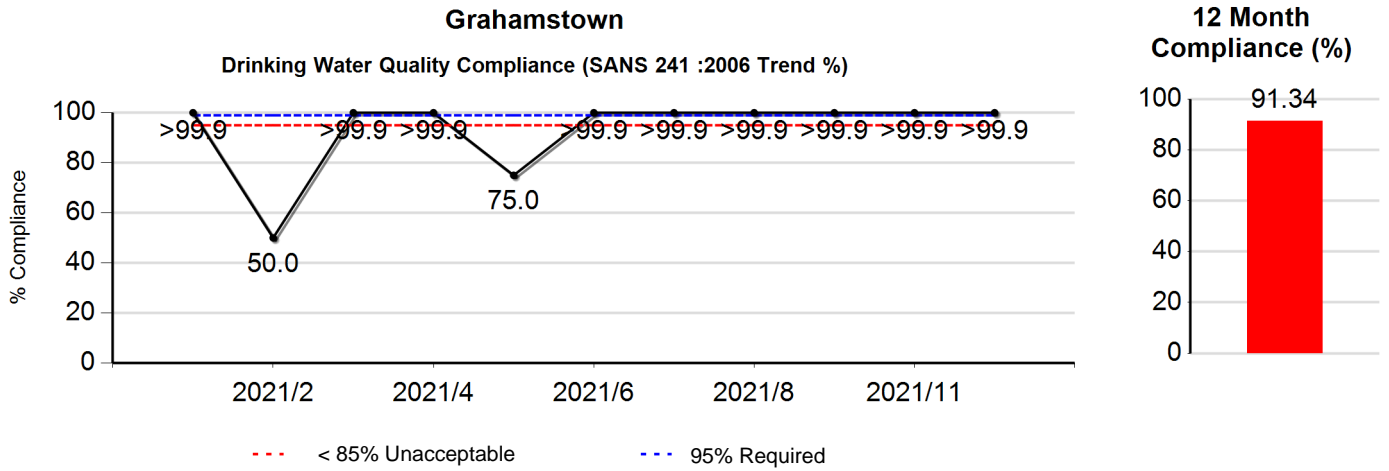
September 2021	Sites / Crit	Samples / Crit	Analysis	Failures	Comply %	Certified	In-Time
Raw/ Intake	1 / 0	1 / 0	1	0	>99.9	1 / 1	1 / 1
Final / Outflow	1 / 1	1 / 1	1	1	0.0	1 / 1	1 / 1
	2 / 1	2 / 1	2	1	50.0	2 / 2	2 / 2

Total 2021	Sites / Crit	Samples / Crit	Analysis	Failures	Comply %	Certified	In-Time
Raw/ Intake	1 / 0	5 / 0	5	0	>99.9	5 / 5	5 / 5
Final / Outflow	1 / 1	9 / 9	9	4	55.6	9 / 9	9 / 9
Point of Use	2 / 0	2 / 0	2	0	>99.9	2 / 2	2 / 2
	4 / 1	16 / 9	16	4	75.0	16 / 16	16 / 16

System DWQ Compliance

Drinking Water Quality : Integrated Regulatory Information System (IRIS)

Mirobiological (Health)



January 2021	Sites / Crit	Samples / Crit	Analysis	Failures	Comply %	Certified	In-Time
Point of Use	3 / 0	3 / 0	3	0	>99.9	3 / 3	3 / 3
	3 / 0	3 / 0	3	0	>99.9	3 / 3	3 / 3

February 2021	Sites / Crit	Samples / Crit	Analysis	Failures	Comply %	Certified	In-Time
Final / Outflow	1 / 1	2 / 2	2	1	50.0	2 / 2	2 / 2
Point of Use	4 / 0	5 / 0	5	0	>99.9	5 / 5	5 / 5
	5 / 1	7 / 2	7	1	85.7	7 / 7	7 / 7

March 2021	Sites / Crit	Samples / Crit	Analysis	Failures	Comply %	Certified	In-Time
Final / Outflow	1 / 1	1 / 1	1	0	>99.9	1 / 1	1 / 1
Point of Use	4 / 0	4 / 0	4	0	>99.9	4 / 4	4 / 4
	5 / 1	5 / 1	5	0	>99.9	5 / 5	5 / 5

April 2021	Sites / Crit	Samples / Crit	Analysis	Failures	Comply %	Certified	In-Time
Raw/ Intake	2 / 0	2 / 0	2	0	>99.9	2 / 2	2 / 2
Final / Outflow	2 / 2	3 / 3	3	0	>99.9	3 / 3	3 / 3
Point of Use	11 / 1	15 / 1	15	0	>99.9	15 / 15	15 / 15
	15 / 3	20 / 4	20	0	>99.9	20 / 20	20 / 20

May 2021	Sites / Crit	Samples / Crit	Analysis	Failures	Comply %	Certified	In-Time
Point of Use	4 / 0	4 / 0	4	1	75.0	4 / 4	4 / 4
	4 / 0	4 / 0	4	1	75.0	4 / 4	4 / 4

System DWQ Compliance

Drinking Water Quality :Integrated Regulatory Information System (IRIS)

June 2021	Sites / Crit	Samples / Crit	Analysis	Failures	Comply %	Certified	In-Time
Raw/ Intake	2 / 0	2 / 0	2	0	>99.9	2 / 2	2 / 2
Final / Outflow	2 / 2	2 / 2	2	0	>99.9	2 / 2	2 / 2
Point of Use	11 / 1	11 / 1	11	2	81.8	11 / 11	11 / 11
	15 / 3	15 / 3	15	2	86.7	15 / 15	15 / 15

July 2021	Sites / Crit	Samples / Crit	Analysis	Failures	Comply %	Certified	In-Time
Raw/ Intake	1 / 0	1 / 0	1	0	>99.9	1 / 1	1 / 1
Final / Outflow	2 / 2	2 / 2	2	0	>99.9	2 / 2	2 / 2
Point of Use	12 / 1	15 / 1	15	1	93.3	15 / 15	15 / 15
	15 / 3	18 / 3	18	1	94.4	18 / 18	18 / 18

August 2021	Sites / Crit	Samples / Crit	Analysis	Failures	Comply %	Certified	In-Time
Raw/ Intake	1 / 0	1 / 0	1	0	>99.9	1 / 1	1 / 1
Final / Outflow	2 / 2	2 / 2	2	1	50.0	2 / 2	2 / 2
Point of Use	11 / 1	13 / 1	13	3	76.9	13 / 13	13 / 13
	14 / 3	16 / 3	16	4	75.0	16 / 16	16 / 16

September 2021	Sites / Crit	Samples / Crit	Analysis	Failures	Comply %	Certified	In-Time
Raw/ Intake	1 / 0	1 / 0	1	0	>99.9	1 / 1	1 / 1
Final / Outflow	1 / 1	1 / 1	1	0	>99.9	1 / 1	1 / 1
Point of Use	10 / 1	10 / 1	10	0	>99.9	10 / 10	10 / 10
	12 / 2	12 / 2	12	0	>99.9	12 / 12	12 / 12

November 2021	Sites / Crit	Samples / Crit	Analysis	Failures	Comply %	Certified	In-Time
Raw/ Intake	1 / 0	1 / 0	1	0	>99.9	1 / 1	0 / 1
Final / Outflow	1 / 1	1 / 1	1	0	>99.9	1 / 1	0 / 1
Point of Use	10 / 1	10 / 1	10	1	90.0	10 / 10	0 / 10
	12 / 2	12 / 2	12	1	91.7	12 / 12	0 / 12

December 2021	Sites / Crit	Samples / Crit	Analysis	Failures	Comply %	Certified	In-Time
Raw/ Intake	2 / 0	2 / 0	2	0	>99.9	2 / 2	0 / 2
Final / Outflow	2 / 2	2 / 2	2	0	>99.9	2 / 2	0 / 2
Point of Use	11 / 1	11 / 1	11	1	90.9	11 / 11	0 / 11
	15 / 3	15 / 3	15	1	93.3	15 / 15	0 / 15

Total 2021	Sites / Crit	Samples / Crit	Analysis	Failures	Comply %	Certified	In-Time
Raw/ Intake	2 / 0	10 / 0	10	0	>99.9	10 / 10	7 / 10
Final / Outflow	2 / 2	16 / 16	16	2	87.5	16 / 16	13 / 16
Point of Use	12 / 1	101 / 7	101	9	91.1	101 / 101	80 / 101

System DWQ Compliance

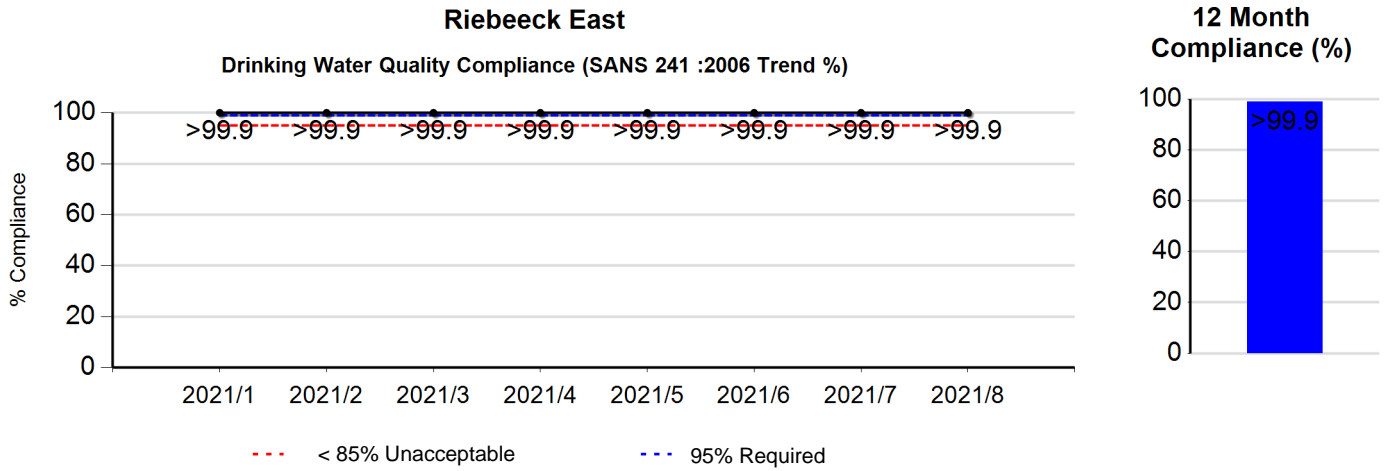
Drinking Water Quality :Integrated Regulatory Information System (IRIS)

16 / 3	127 / 23	127	11	91.3	127 / 127	100 / 127
--------	----------	-----	----	------	-----------	-----------

System DWQ Compliance

Drinking Water Quality : Integrated Regulatory Information System (IRIS)

Mirobiological (Health)



January 2021	Sites / Crit	Samples / Crit	Analysis	Failures	Comply %	Certified	In-Time
Storage / Reservoir	1 / 1	1 / 1	1	0	>99.9	1 / 1	1 / 1
	1 / 1	1 / 1	1	0	>99.9	1 / 1	1 / 1

February 2021	Sites / Crit	Samples / Crit	Analysis	Failures	Comply %	Certified	In-Time
Final / Outflow	1 / 1	1 / 1	1	0	>99.9	1 / 1	1 / 1
	1 / 1	1 / 1	1	0	>99.9	1 / 1	1 / 1

March 2021	Sites / Crit	Samples / Crit	Analysis	Failures	Comply %	Certified	In-Time
Final / Outflow	1 / 1	1 / 1	1	0	>99.9	1 / 1	1 / 1
	1 / 1	1 / 1	1	0	>99.9	1 / 1	1 / 1

April 2021	Sites / Crit	Samples / Crit	Analysis	Failures	Comply %	Certified	In-Time
Raw/ Intake	1 / 0	1 / 0	1	0	>99.9	1 / 1	1 / 1
Final / Outflow	1 / 1	2 / 2	2	0	>99.9	2 / 2	2 / 2
	2 / 1	3 / 2	3	0	>99.9	3 / 3	3 / 3

May 2021	Sites / Crit	Samples / Crit	Analysis	Failures	Comply %	Certified	In-Time
Final / Outflow	1 / 1	1 / 1	1	0	>99.9	1 / 1	1 / 1
	1 / 1	1 / 1	1	0	>99.9	1 / 1	1 / 1

June 2021	Sites / Crit	Samples / Crit	Analysis	Failures	Comply %	Certified	In-Time
Raw/ Intake	1 / 0	1 / 0	1	0	>99.9	1 / 1	1 / 1
Final / Outflow	1 / 1	1 / 1	1	0	>99.9	1 / 1	1 / 1
	2 / 1	2 / 1	2	0	>99.9	2 / 2	2 / 2

System DWQ Compliance

Drinking Water Quality :Integrated Regulatory Information System (IRIS)

July 2021	Sites / Crit	Samples / Crit	Analysis	Failures	Comply %	Certified	In-Time
Raw/ Intake	1 / 0	1 / 0	1	0	>99.9	1 / 1	1 / 1
Final / Outflow	1 / 1	1 / 1	1	0	>99.9	1 / 1	1 / 1
	2 / 1	2 / 1	2	0	>99.9	2 / 2	2 / 2

August 2021	Sites / Crit	Samples / Crit	Analysis	Failures	Comply %	Certified	In-Time
Raw/ Intake	1 / 0	1 / 0	1	0	>99.9	1 / 1	1 / 1
Final / Outflow	1 / 1	1 / 1	1	0	>99.9	1 / 1	1 / 1
	2 / 1	2 / 1	2	0	>99.9	2 / 2	2 / 2

Total 2021	Sites / Crit	Samples / Crit	Analysis	Failures	Comply %	Certified	In-Time
Raw/ Intake	1 / 0	4 / 0	4	0	>99.9	4 / 4	4 / 4
Final / Outflow	1 / 1	8 / 8	8	0	>99.9	8 / 8	8 / 8
Storage / Reservoir	1 / 1	1 / 1	1	0	>99.9	1 / 1	1 / 1
	3 / 2	13 / 9	13	0	>99.9	13 / 13	13 / 13

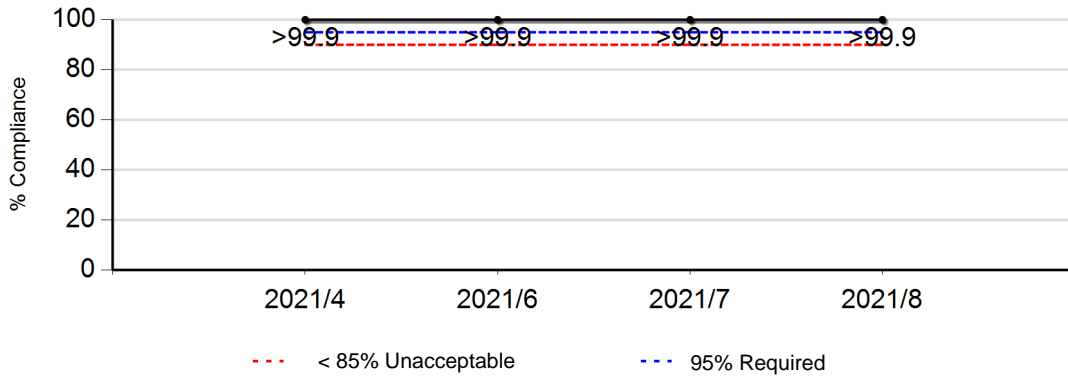
System DWQ Compliance

Drinking Water Quality : Integrated Regulatory Information System (IRIS)

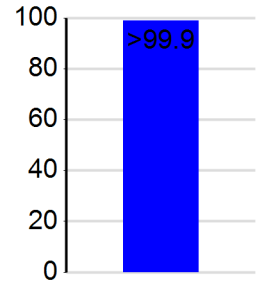
Chemical (Health)

Institutional Overview

Drinking Water Quality Compliance (SANS 241 :2006 Trend %)



12 Month Compliance (%)



April 2021	Sites / Crit	Samples / Crit	Analysis	Failures	Comply %	Certified	In-Time
Raw/ Intake	4 / 0	4 / 0	4	0	>99.9	4 / 4	4 / 4
Final / Outflow	4 / 4	4 / 4	4	0	>99.9	4 / 4	4 / 4
Point of Use	14 / 1	14 / 1	14	0	>99.9	14 / 14	14 / 14
	22 / 5	22 / 5	22	0	>99.9	22 / 22	22 / 22

June 2021	Sites / Crit	Samples / Crit	Analysis	Failures	Comply %	Certified	In-Time
Raw/ Intake	3 / 0	3 / 0	5	0	>99.9	5 / 5	5 / 5
Final / Outflow	2 / 2	2 / 2	4	0	>99.9	4 / 4	4 / 4
Point of Use	6 / 1	6 / 1	6	0	>99.9	6 / 6	6 / 6
	11 / 3	11 / 3	15	0	>99.9	15 / 15	15 / 15

July 2021	Sites / Crit	Samples / Crit	Analysis	Failures	Comply %	Certified	In-Time
Raw/ Intake	3 / 0	3 / 0	5	0	>99.9	5 / 5	5 / 5
Final / Outflow	2 / 2	2 / 2	3	0	>99.9	3 / 3	3 / 3
Point of Use	11 / 1	11 / 1	11	0	>99.9	11 / 11	11 / 11
	16 / 3	16 / 3	19	0	>99.9	19 / 19	19 / 19

August 2021	Sites / Crit	Samples / Crit	Analysis	Failures	Comply %	Certified	In-Time
Raw/ Intake	3 / 0	3 / 0	5	0	>99.9	5 / 5	5 / 5
Final / Outflow	3 / 3	3 / 3	5	0	>99.9	5 / 5	5 / 5
Point of Use	9 / 1	10 / 1	10	0	>99.9	10 / 10	10 / 10
	15 / 4	16 / 4	20	0	>99.9	20 / 20	20 / 20

Total 2021	Sites / Crit	Samples / Crit	Analysis	Failures	Comply %	Certified	In-Time
Raw/ Intake	4 / 0	13 / 0	19	0	>99.9	19 / 19	19 / 19

System DWQ Compliance

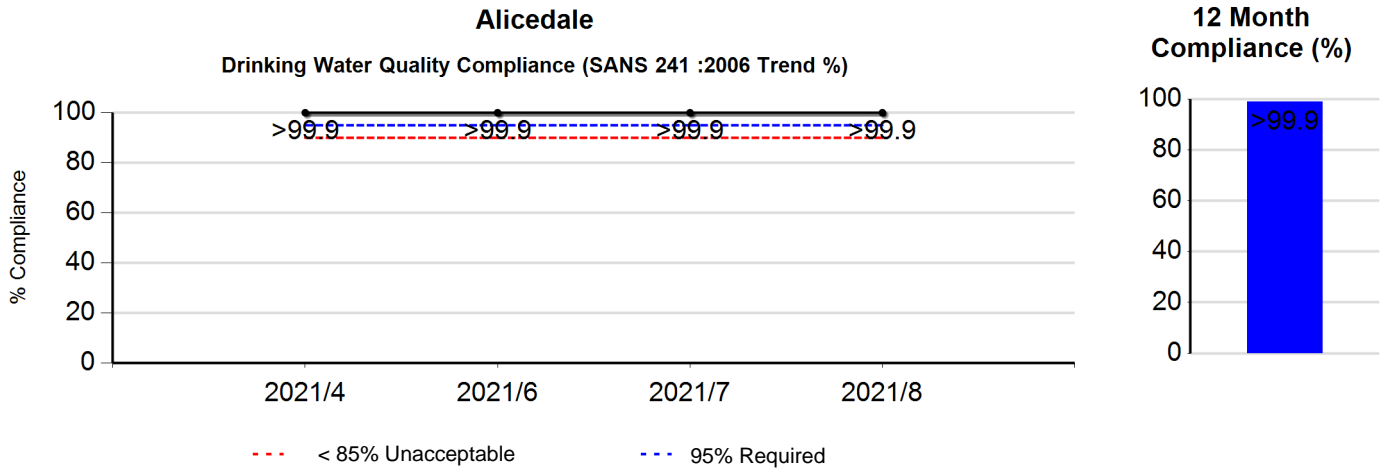
Drinking Water Quality :Integrated Regulatory Information System (IRIS)

Final / Outflow	4 / 11	11 / 4	16	0	>99.9	16 / 16	16 / 16
Point of Use	14 / 4	41 / 1	41	0	>99.9	41 / 41	41 / 41
	22 / 15	65 / 5	76	0	>99.9	76 / 76	76 / 76

System DWQ Compliance

Drinking Water Quality : Integrated Regulatory Information System (IRIS)

Chemical (Health)



April 2021	Sites / Crit	Samples / Crit	Analysis	Failures	Comply %	Certified	In-Time
Raw/ Intake	1 / 0	1 / 0	1	0	>99.9	1 / 1	1 / 1
Final / Outflow	1 / 1	1 / 1	1	0	>99.9	1 / 1	1 / 1
Point of Use	2 / 0	2 / 0	2	0	>99.9	2 / 2	2 / 2
	4 / 1	4 / 1	4	0	>99.9	4 / 4	4 / 4

June 2021	Sites / Crit	Samples / Crit	Analysis	Failures	Comply %	Certified	In-Time
Raw/ Intake	1 / 0	1 / 0	2	0	>99.9	2 / 2	2 / 2
Final / Outflow	1 / 1	1 / 1	2	0	>99.9	2 / 2	2 / 2
	2 / 1	2 / 1	4	0	>99.9	4 / 4	4 / 4

July 2021	Sites / Crit	Samples / Crit	Analysis	Failures	Comply %	Certified	In-Time
Raw/ Intake	1 / 0	1 / 0	2	0	>99.9	2 / 2	2 / 2
	1 / 0	1 / 0	2	0	>99.9	2 / 2	2 / 2

August 2021	Sites / Crit	Samples / Crit	Analysis	Failures	Comply %	Certified	In-Time
Raw/ Intake	1 / 0	1 / 0	2	0	>99.9	2 / 2	2 / 2
Final / Outflow	1 / 1	1 / 1	2	0	>99.9	2 / 2	2 / 2
	2 / 1	2 / 1	4	0	>99.9	4 / 4	4 / 4

Total 2021	Sites / Crit	Samples / Crit	Analysis	Failures	Comply %	Certified	In-Time
Raw/ Intake	1 / 0	4 / 0	7	0	>99.9	7 / 7	7 / 7
Final / Outflow	1 / 1	3 / 3	5	0	>99.9	5 / 5	5 / 5
Point of Use	2 / 0	2 / 0	2	0	>99.9	2 / 2	2 / 2
	4 / 1	9 / 3	14	0	>99.9	14 / 14	14 / 14

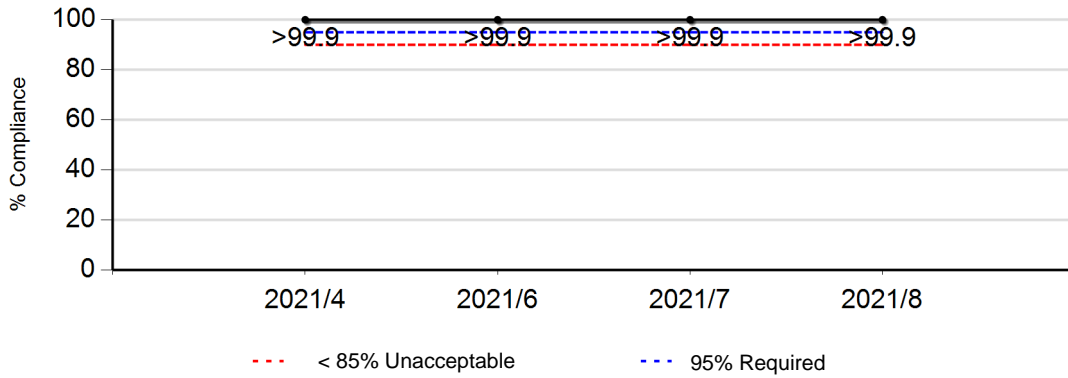
System DWQ Compliance

Drinking Water Quality : Integrated Regulatory Information System (IRIS)

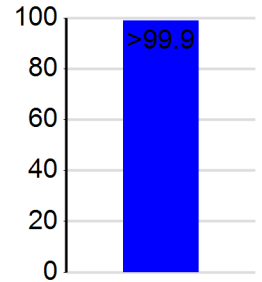
Chemical (Health)

Grahamstown

Drinking Water Quality Compliance (SANS 241 :2006 Trend %)



12 Month Compliance (%)



April 2021	Sites / Crit	Samples / Crit	Analysis	Failures	Comply %	Certified	In-Time
Raw/ Intake	2 / 0	2 / 0	2	0	>99.9	2 / 2	2 / 2
Final / Outflow	2 / 2	2 / 2	2	0	>99.9	2 / 2	2 / 2
Point of Use	12 / 1	12 / 1	12	0	>99.9	12 / 12	12 / 12
	16 / 3	16 / 3	16	0	>99.9	16 / 16	16 / 16

June 2021	Sites / Crit	Samples / Crit	Analysis	Failures	Comply %	Certified	In-Time
Raw/ Intake	1 / 0	1 / 0	1	0	>99.9	1 / 1	1 / 1
Point of Use	6 / 1	6 / 1	6	0	>99.9	6 / 6	6 / 6
	7 / 1	7 / 1	7	0	>99.9	7 / 7	7 / 7

July 2021	Sites / Crit	Samples / Crit	Analysis	Failures	Comply %	Certified	In-Time
Raw/ Intake	1 / 0	1 / 0	1	0	>99.9	1 / 1	1 / 1
Final / Outflow	1 / 1	1 / 1	1	0	>99.9	1 / 1	1 / 1
Point of Use	11 / 1	11 / 1	11	0	>99.9	11 / 11	11 / 11
	13 / 2	13 / 2	13	0	>99.9	13 / 13	13 / 13

August 2021	Sites / Crit	Samples / Crit	Analysis	Failures	Comply %	Certified	In-Time
Raw/ Intake	1 / 0	1 / 0	1	0	>99.9	1 / 1	1 / 1
Final / Outflow	1 / 1	1 / 1	1	0	>99.9	1 / 1	1 / 1
Point of Use	9 / 1	10 / 1	10	0	>99.9	10 / 10	10 / 10
	11 / 2	12 / 2	12	0	>99.9	12 / 12	12 / 12

Total 2021	Sites / Crit	Samples / Crit	Analysis	Failures	Comply %	Certified	In-Time
Raw/ Intake	2 / 0	5 / 0	5	0	>99.9	5 / 5	5 / 5
Final / Outflow	2 / 2	4 / 4	4	0	>99.9	4 / 4	4 / 4

System DWQ Compliance

Drinking Water Quality :Integrated Regulatory Information System (IRIS)

Point of Use	12 / 1	39 / 4	39	0	>99.9	39 / 39	39 / 39
	16 / 3	48 / 8	48	0	>99.9	48 / 48	48 / 48

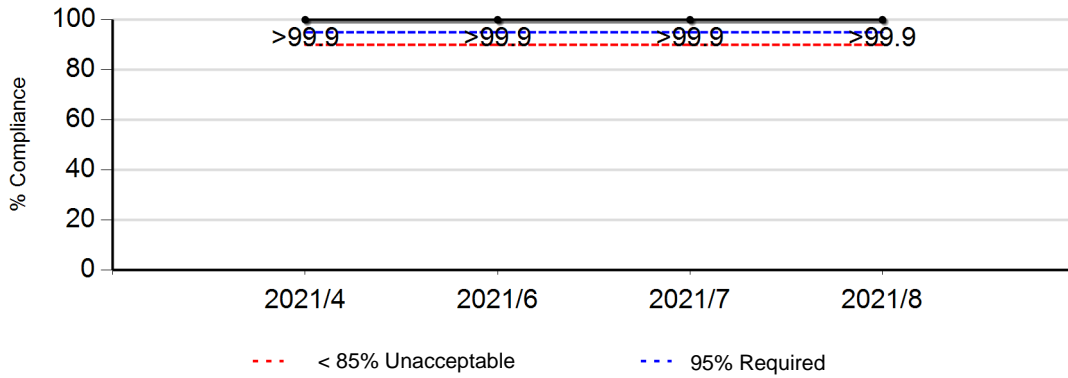
System DWQ Compliance

Drinking Water Quality : Integrated Regulatory Information System (IRIS)

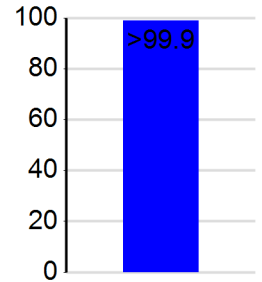
Chemical (Health)

Riebeeck East

Drinking Water Quality Compliance (SANS 241 :2006 Trend %)



12 Month Compliance (%)



April 2021	Sites / Crit	Samples / Crit	Analysis	Failures	Comply %	Certified	In-Time
Raw/ Intake	1 / 0	1 / 0	1	0	>99.9	1 / 1	1 / 1
Final / Outflow	1 / 1	1 / 1	1	0	>99.9	1 / 1	1 / 1
	2 / 1	2 / 1	2	0	>99.9	2 / 2	2 / 2

June 2021	Sites / Crit	Samples / Crit	Analysis	Failures	Comply %	Certified	In-Time
Raw/ Intake	1 / 0	1 / 0	2	0	>99.9	2 / 2	2 / 2
Final / Outflow	1 / 1	1 / 1	2	0	>99.9	2 / 2	2 / 2
	2 / 1	2 / 1	4	0	>99.9	4 / 4	4 / 4

July 2021	Sites / Crit	Samples / Crit	Analysis	Failures	Comply %	Certified	In-Time
Raw/ Intake	1 / 0	1 / 0	2	0	>99.9	2 / 2	2 / 2
Final / Outflow	1 / 1	1 / 1	2	0	>99.9	2 / 2	2 / 2
	2 / 1	2 / 1	4	0	>99.9	4 / 4	4 / 4

August 2021	Sites / Crit	Samples / Crit	Analysis	Failures	Comply %	Certified	In-Time
Raw/ Intake	1 / 0	1 / 0	2	0	>99.9	2 / 2	2 / 2
Final / Outflow	1 / 1	1 / 1	2	0	>99.9	2 / 2	2 / 2
	2 / 1	2 / 1	4	0	>99.9	4 / 4	4 / 4

Total 2021	Sites / Crit	Samples / Crit	Analysis	Failures	Comply %	Certified	In-Time
Raw/ Intake	1 / 0	4 / 0	7	0	>99.9	7 / 7	7 / 7
Final / Outflow	1 / 1	4 / 4	7	0	>99.9	7 / 7	7 / 7
	2 / 1	8 / 4	14	0	>99.9	14 / 14	14 / 14

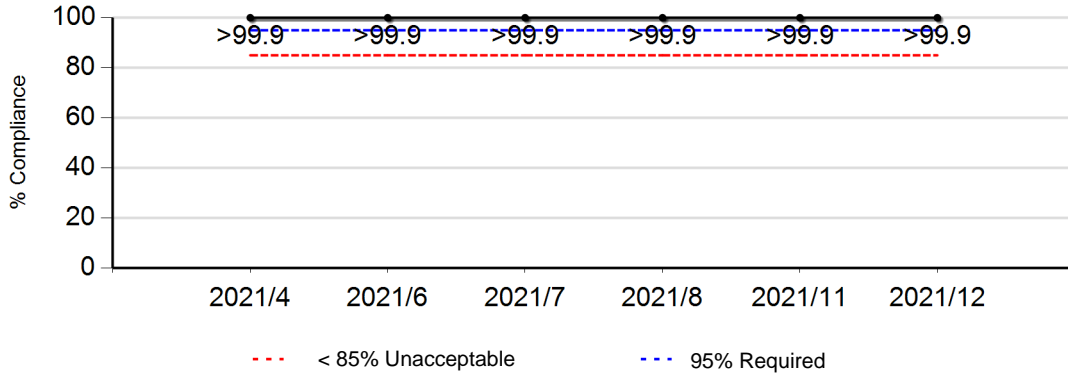
System DWQ Compliance

Drinking Water Quality : Integrated Regulatory Information System (IRIS)

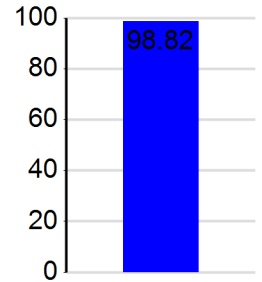
Physical Orhanoleptic (Non-Health)

Institutional Overview

Drinking Water Quality Compliance (SANS 241 :2006 Trend %)



12 Month Compliance (%)



April 2021	Sites / Crit	Samples / Crit	Analysis	Failures	Comply %	Certified	In-Time
Raw/ Intake	4 / 0	4 / 0	16	0	>99.9	16 / 16	16 / 16
Final / Outflow	4 / 4	4 / 4	16	0	>99.9	16 / 16	16 / 16
Point of Use	14 / 1	14 / 1	56	1	98.2	56 / 56	56 / 56
	22 / 5	22 / 5	88	1	98.9	88 / 88	88 / 88

June 2021	Sites / Crit	Samples / Crit	Analysis	Failures	Comply %	Certified	In-Time
Raw/ Intake	4 / 0	7 / 0	16	0	>99.9	16 / 16	16 / 16
Final / Outflow	4 / 6	6 / 4	14	1	92.9	14 / 14	14 / 14
Point of Use	11 / 2	17 / 1	34	0	>99.9	34 / 34	34 / 34
	19 / 8	30 / 5	64	1	98.4	64 / 64	64 / 64

July 2021	Sites / Crit	Samples / Crit	Analysis	Failures	Comply %	Certified	In-Time
Raw/ Intake	3 / 0	3 / 0	14	0	>99.9	14 / 14	14 / 14
Final / Outflow	2 / 2	2 / 2	9	0	>99.9	9 / 9	9 / 9
Point of Use	11 / 1	11 / 1	44	0	>99.9	44 / 44	44 / 44
	16 / 3	16 / 3	67	0	>99.9	67 / 67	67 / 67

August 2021	Sites / Crit	Samples / Crit	Analysis	Failures	Comply %	Certified	In-Time
Raw/ Intake	3 / 0	3 / 0	14	0	>99.9	14 / 14	14 / 14
Final / Outflow	3 / 3	3 / 3	14	0	>99.9	14 / 14	14 / 14
Point of Use	9 / 1	10 / 1	40	2	95.0	40 / 40	40 / 40
	15 / 4	16 / 4	68	2	97.1	68 / 68	68 / 68

November 2021	Sites / Crit	Samples / Crit	Analysis	Failures	Comply %	Certified	In-Time
Raw/ Intake	2 / 0	2 / 0	4	0	>99.9	4 / 4	0 / 4

System DWQ Compliance

Drinking Water Quality :Integrated Regulatory Information System (IRIS)

Final / Outflow	1 / 1	1 / 1	2	0	>99.9	2 / 2	0 / 2
Point of Use	10 / 1	10 / 1	20	0	>99.9	20 / 20	0 / 20
	13 / 2	13 / 2	26	0	>99.9	26 / 26	0 / 26

December 2021	Sites / Crit	Samples / Crit	Analysis	Failures	Comply %	Certified	In-Time
Raw/ Intake	2 / 0	2 / 0	2	0	>99.9	2 / 2	0 / 2
Final / Outflow	2 / 2	2 / 2	4	0	>99.9	4 / 4	0 / 4
Point of Use	11 / 1	11 / 1	21	0	>99.9	21 / 21	0 / 21
	15 / 3	15 / 3	27	0	>99.9	27 / 27	0 / 27

Total 2021	Sites / Crit	Samples / Crit	Analysis	Failures	Comply %	Certified	In-Time
Raw/ Intake	4 / 0	21 / 0	66	0	>99.9	66 / 66	60 / 66
Final / Outflow	4 / 18	18 / 4	59	1	98.3	59 / 59	53 / 59
Point of Use	14 / 7	73 / 1	215	3	98.6	215 / 215	174 / 215
	22 / 25	112 / 5	340	4	98.8	340 / 340	287 / 340

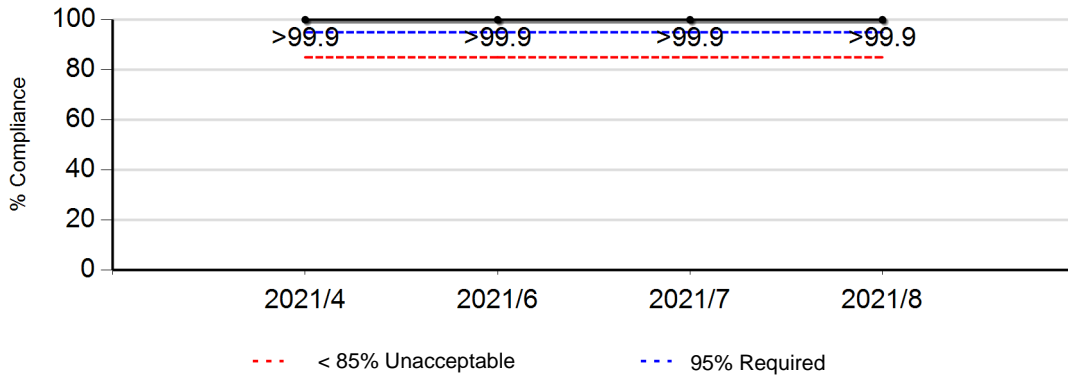
System DWQ Compliance

Drinking Water Quality : Integrated Regulatory Information System (IRIS)

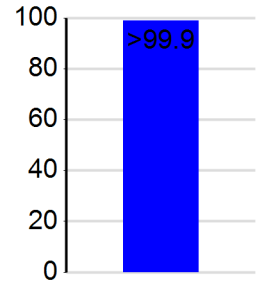
Physical Orhanoleptic (Non-Health)

Alicedale

Drinking Water Quality Compliance (SANS 241 :2006 Trend %)



12 Month Compliance (%)



April 2021	Sites / Crit	Samples / Crit	Analysis	Failures	Comply %	Certified	In-Time
Raw/ Intake	1 / 0	1 / 0	4	0	>99.9	4 / 4	4 / 4
Final / Outflow	1 / 1	1 / 1	4	0	>99.9	4 / 4	4 / 4
Point of Use	2 / 0	2 / 0	8	0	>99.9	8 / 8	8 / 8
	4 / 1	4 / 1	16	0	>99.9	16 / 16	16 / 16

June 2021	Sites / Crit	Samples / Crit	Analysis	Failures	Comply %	Certified	In-Time
Raw/ Intake	1 / 0	2 / 0	5	0	>99.9	5 / 5	5 / 5
Final / Outflow	1 / 1	2 / 2	5	0	>99.9	5 / 5	5 / 5
	2 / 1	4 / 2	10	0	>99.9	10 / 10	10 / 10

July 2021	Sites / Crit	Samples / Crit	Analysis	Failures	Comply %	Certified	In-Time
Raw/ Intake	1 / 0	1 / 0	5	0	>99.9	5 / 5	5 / 5
	1 / 0	1 / 0	5	0	>99.9	5 / 5	5 / 5

August 2021	Sites / Crit	Samples / Crit	Analysis	Failures	Comply %	Certified	In-Time
Raw/ Intake	1 / 0	1 / 0	5	0	>99.9	5 / 5	5 / 5
Final / Outflow	1 / 1	1 / 1	5	0	>99.9	5 / 5	5 / 5
	2 / 1	2 / 1	10	0	>99.9	10 / 10	10 / 10

Total 2021	Sites / Crit	Samples / Crit	Analysis	Failures	Comply %	Certified	In-Time
Raw/ Intake	1 / 0	5 / 0	19	0	>99.9	19 / 19	19 / 19
Final / Outflow	1 / 1	4 / 4	14	0	>99.9	14 / 14	14 / 14
Point of Use	2 / 0	2 / 0	8	0	>99.9	8 / 8	8 / 8
	4 / 1	11 / 4	41	0	>99.9	41 / 41	41 / 41

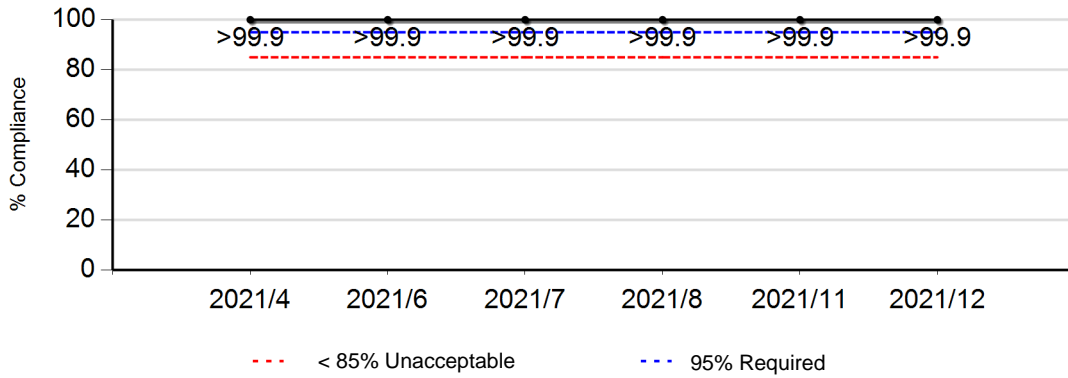
System DWQ Compliance

Drinking Water Quality : Integrated Regulatory Information System (IRIS)

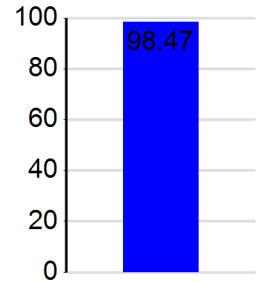
Physical Orhanoleptic (Non-Health)

Grahamstown

Drinking Water Quality Compliance (SANS 241 :2006 Trend %)



12 Month Compliance (%)



April 2021	Sites / Crit	Samples / Crit	Analysis	Failures	Comply %	Certified	In-Time
Raw/ Intake	2 / 0	2 / 0	8	0	>99.9	8 / 8	8 / 8
Final / Outflow	2 / 2	2 / 2	8	0	>99.9	8 / 8	8 / 8
Point of Use	12 / 1	12 / 1	48	1	97.9	48 / 48	48 / 48
	16 / 3	16 / 3	64	1	98.4	64 / 64	64 / 64

June 2021	Sites / Crit	Samples / Crit	Analysis	Failures	Comply %	Certified	In-Time
Raw/ Intake	2 / 0	3 / 0	6	0	>99.9	6 / 6	6 / 6
Final / Outflow	2 / 2	2 / 2	4	1	75.0	4 / 4	4 / 4
Point of Use	11 / 1	17 / 2	34	0	>99.9	34 / 34	34 / 34
	15 / 3	22 / 4	44	1	97.7	44 / 44	44 / 44

July 2021	Sites / Crit	Samples / Crit	Analysis	Failures	Comply %	Certified	In-Time
Raw/ Intake	1 / 0	1 / 0	4	0	>99.9	4 / 4	4 / 4
Final / Outflow	1 / 1	1 / 1	4	0	>99.9	4 / 4	4 / 4
Point of Use	11 / 1	11 / 1	44	0	>99.9	44 / 44	44 / 44
	13 / 2	13 / 2	52	0	>99.9	52 / 52	52 / 52

August 2021	Sites / Crit	Samples / Crit	Analysis	Failures	Comply %	Certified	In-Time
Raw/ Intake	1 / 0	1 / 0	4	0	>99.9	4 / 4	4 / 4
Final / Outflow	1 / 1	1 / 1	4	0	>99.9	4 / 4	4 / 4
Point of Use	9 / 1	10 / 1	40	2	95.0	40 / 40	40 / 40
	11 / 2	12 / 2	48	2	95.8	48 / 48	48 / 48

November 2021	Sites / Crit	Samples / Crit	Analysis	Failures	Comply %	Certified	In-Time
Raw/ Intake	2 / 0	2 / 0	4	0	>99.9	4 / 4	0 / 4

System DWQ Compliance

Drinking Water Quality :Integrated Regulatory Information System (IRIS)

Final / Outflow	1 / 1	1 / 1	2	0	>99.9	2 / 2	0 / 2
Point of Use	10 / 1	10 / 1	20	0	>99.9	20 / 20	0 / 20
	13 / 2	13 / 2	26	0	>99.9	26 / 26	0 / 26

December 2021	Sites / Crit	Samples / Crit	Analysis	Failures	Comply %	Certified	In-Time
Raw/ Intake	2 / 0	2 / 0	2	0	>99.9	2 / 2	0 / 2
Final / Outflow	2 / 2	2 / 2	4	0	>99.9	4 / 4	0 / 4
Point of Use	11 / 1	11 / 1	21	0	>99.9	21 / 21	0 / 21
	15 / 3	15 / 3	27	0	>99.9	27 / 27	0 / 27

Total 2021	Sites / Crit	Samples / Crit	Analysis	Failures	Comply %	Certified	In-Time
Raw/ Intake	2 / 0	11 / 0	28	0	>99.9	28 / 28	22 / 28
Final / Outflow	2 / 2	9 / 9	26	1	96.2	26 / 26	20 / 26
Point of Use	12 / 1	71 / 7	207	3	98.6	207 / 207	166 / 207
	16 / 3	91 / 16	261	4	98.5	261 / 261	208 / 261

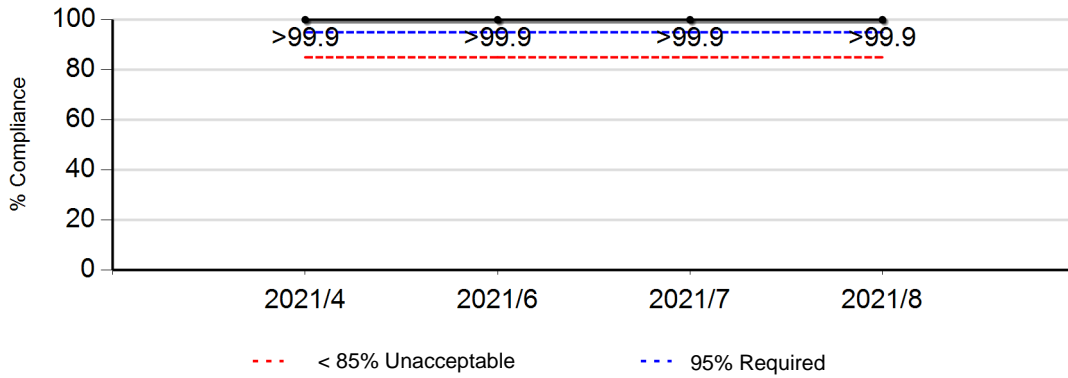
System DWQ Compliance

Drinking Water Quality : Integrated Regulatory Information System (IRIS)

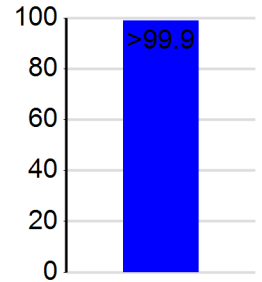
Physical Orhanoleptic (Non-Health)

Riebeeck East

Drinking Water Quality Compliance (SANS 241 :2006 Trend %)



12 Month Compliance (%)



April 2021	Sites / Crit	Samples / Crit	Analysis	Failures	Comply %	Certified	In-Time
Raw/ Intake	1 / 0	1 / 0	4	0	>99.9	4 / 4	4 / 4
Final / Outflow	1 / 1	1 / 1	4	0	>99.9	4 / 4	4 / 4
	2 / 1	2 / 1	8	0	>99.9	8 / 8	8 / 8

June 2021	Sites / Crit	Samples / Crit	Analysis	Failures	Comply %	Certified	In-Time
Raw/ Intake	1 / 0	2 / 0	5	0	>99.9	5 / 5	5 / 5
Final / Outflow	1 / 1	2 / 2	5	0	>99.9	5 / 5	5 / 5
	2 / 1	4 / 2	10	0	>99.9	10 / 10	10 / 10

July 2021	Sites / Crit	Samples / Crit	Analysis	Failures	Comply %	Certified	In-Time
Raw/ Intake	1 / 0	1 / 0	5	0	>99.9	5 / 5	5 / 5
Final / Outflow	1 / 1	1 / 1	5	0	>99.9	5 / 5	5 / 5
	2 / 1	2 / 1	10	0	>99.9	10 / 10	10 / 10

August 2021	Sites / Crit	Samples / Crit	Analysis	Failures	Comply %	Certified	In-Time
Raw/ Intake	1 / 0	1 / 0	5	0	>99.9	5 / 5	5 / 5
Final / Outflow	1 / 1	1 / 1	5	0	>99.9	5 / 5	5 / 5
	2 / 1	2 / 1	10	0	>99.9	10 / 10	10 / 10

Total 2021	Sites / Crit	Samples / Crit	Analysis	Failures	Comply %	Certified	In-Time
Raw/ Intake	1 / 0	5 / 0	19	0	>99.9	19 / 19	19 / 19
Final / Outflow	1 / 1	5 / 5	19	0	>99.9	19 / 19	19 / 19
	2 / 1	10 / 5	38	0	>99.9	38 / 38	38 / 38

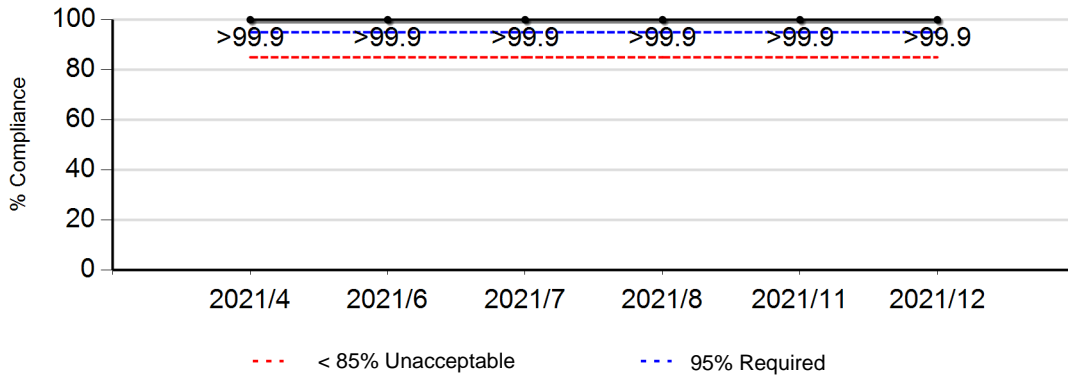
System DWQ Compliance

Drinking Water Quality : Integrated Regulatory Information System (IRIS)

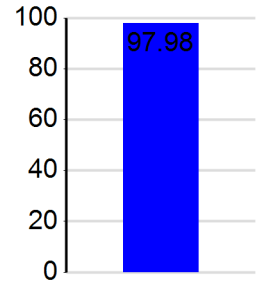
Operational (Non-Health)

Institutional Overview

Drinking Water Quality Compliance (SANS 241 :2006 Trend %)



12 Month Compliance (%)



April 2021	Sites / Crit	Samples / Crit	Analysis	Failures	Comply %	Certified	In-Time
Raw/ Intake	4 / 0	4 / 0	8	0	>99.9	8 / 8	8 / 8
Final / Outflow	4 / 4	4 / 4	7	0	>99.9	7 / 7	7 / 7
Point of Use	14 / 1	14 / 1	28	1	96.4	28 / 28	28 / 28
	22 / 5	22 / 5	43	1	97.7	43 / 43	43 / 43

June 2021	Sites / Crit	Samples / Crit	Analysis	Failures	Comply %	Certified	In-Time
Raw/ Intake	4 / 0	4 / 0	8	0	>99.9	8 / 8	8 / 8
Final / Outflow	4 / 4	4 / 4	8	1	87.5	8 / 8	8 / 8
Point of Use	11 / 1	11 / 1	22	0	>99.9	22 / 22	22 / 22
	19 / 5	19 / 5	38	1	97.4	38 / 38	38 / 38

July 2021	Sites / Crit	Samples / Crit	Analysis	Failures	Comply %	Certified	In-Time
Raw/ Intake	3 / 0	3 / 0	6	0	>99.9	6 / 6	6 / 6
Final / Outflow	2 / 2	2 / 2	4	0	>99.9	4 / 4	4 / 4
Point of Use	11 / 1	11 / 1	22	0	>99.9	22 / 22	22 / 22
	16 / 3	16 / 3	32	0	>99.9	32 / 32	32 / 32

August 2021	Sites / Crit	Samples / Crit	Analysis	Failures	Comply %	Certified	In-Time
Raw/ Intake	3 / 0	3 / 0	6	0	>99.9	6 / 6	6 / 6
Final / Outflow	3 / 3	3 / 3	6	0	>99.9	6 / 6	6 / 6
Point of Use	9 / 1	10 / 1	20	2	90.0	20 / 20	20 / 20
	15 / 4	16 / 4	32	2	93.8	32 / 32	32 / 32

November 2021	Sites / Crit	Samples / Crit	Analysis	Failures	Comply %	Certified	In-Time
Raw/ Intake	2 / 0	2 / 0	4	0	>99.9	4 / 4	0 / 4

System DWQ Compliance

Drinking Water Quality :Integrated Regulatory Information System (IRIS)

Final / Outflow	1 / 1	1 / 1	2	0	>99.9	2 / 2	0 / 2
Point of Use	10 / 1	10 / 1	20	0	>99.9	20 / 20	0 / 20
	13 / 2	13 / 2	26	0	>99.9	26 / 26	0 / 26


December 2021	Sites / Crit	Samples / Crit	Analysis	Failures	Comply %	Certified	In-Time
Raw/ Intake	2 / 0	2 / 0	2	0	>99.9	2 / 2	0 / 2
Final / Outflow	2 / 2	2 / 2	4	0	>99.9	4 / 4	0 / 4
Point of Use	11 / 1	11 / 1	21	0	>99.9	21 / 21	0 / 21
	15 / 3	15 / 3	27	0	>99.9	27 / 27	0 / 27

Total 2021	Sites / Crit	Samples / Crit	Analysis	Failures	Comply %	Certified	In-Time
Raw/ Intake	4 / 0	18 / 0	34	0	>99.9	34 / 34	28 / 34
Final / Outflow	4 / 16	16 / 4	31	1	96.8	31 / 31	25 / 31
Point of Use	14 / 6	67 / 1	133	3	97.7	133 / 133	92 / 133
	22 / 22	101 / 5	198	4	98.0	198 / 198	145 / 198

System DWQ Compliance

Drinking Water Quality : Integrated Regulatory Information System (IRIS)

Operational (Non-Health)



April 2021	Sites / Crit	Samples / Crit	Analysis	Failures	Comply %	Certified	In-Time
Raw/ Intake	1 / 0	1 / 0	2	0	>99.9	2 / 2	2 / 2
Final / Outflow	1 / 1	1 / 1	2	0	>99.9	2 / 2	2 / 2
Point of Use	2 / 0	2 / 0	4	0	>99.9	4 / 4	4 / 4
	4 / 1	4 / 1	8	0	>99.9	8 / 8	8 / 8

June 2021	Sites / Crit	Samples / Crit	Analysis	Failures	Comply %	Certified	In-Time
Raw/ Intake	1 / 0	1 / 0	2	0	>99.9	2 / 2	2 / 2
Final / Outflow	1 / 1	1 / 1	2	0	>99.9	2 / 2	2 / 2
	2 / 1	2 / 1	4	0	>99.9	4 / 4	4 / 4

July 2021	Sites / Crit	Samples / Crit	Analysis	Failures	Comply %	Certified	In-Time
Raw/ Intake	1 / 0	1 / 0	2	0	>99.9	2 / 2	2 / 2
	1 / 0	1 / 0	2	0	>99.9	2 / 2	2 / 2

August 2021	Sites / Crit	Samples / Crit	Analysis	Failures	Comply %	Certified	In-Time
Raw/ Intake	1 / 0	1 / 0	2	0	>99.9	2 / 2	2 / 2
Final / Outflow	1 / 1	1 / 1	2	0	>99.9	2 / 2	2 / 2
	2 / 1	2 / 1	4	0	>99.9	4 / 4	4 / 4

Total 2021	Sites / Crit	Samples / Crit	Analysis	Failures	Comply %	Certified	In-Time
Raw/ Intake	1 / 0	4 / 0	8	0	>99.9	8 / 8	8 / 8
Final / Outflow	1 / 1	3 / 3	6	0	>99.9	6 / 6	6 / 6
Point of Use	2 / 0	2 / 0	4	0	>99.9	4 / 4	4 / 4
	4 / 1	9 / 3	18	0	>99.9	18 / 18	18 / 18

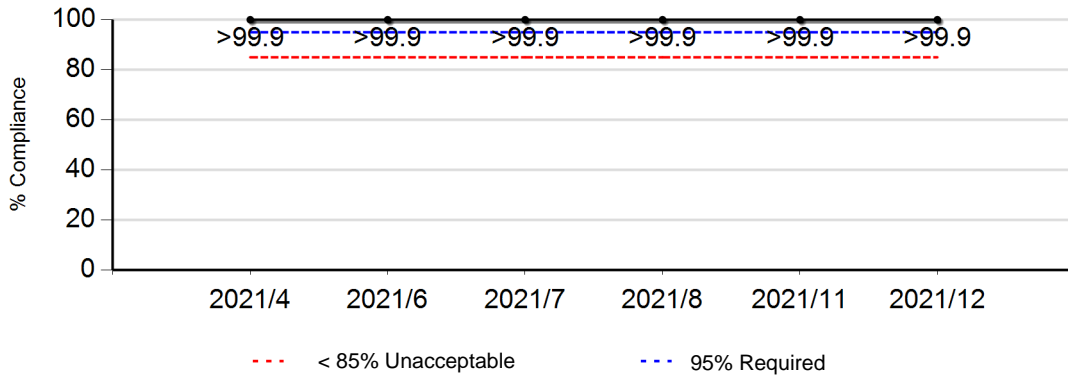
System DWQ Compliance

Drinking Water Quality : Integrated Regulatory Information System (IRIS)

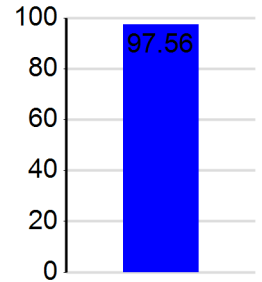
Operational (Non-Health)

Grahamstown

Drinking Water Quality Compliance (SANS 241 :2006 Trend %)



12 Month Compliance (%)



April 2021	Sites / Crit	Samples / Crit	Analysis	Failures	Comply %	Certified	In-Time
Raw/ Intake	2 / 0	2 / 0	4	0	>99.9	4 / 4	4 / 4
Final / Outflow	2 / 2	2 / 2	3	0	>99.9	3 / 3	3 / 3
Point of Use	12 / 1	12 / 1	24	1	95.8	24 / 24	24 / 24
	16 / 3	16 / 3	31	1	96.8	31 / 31	31 / 31

June 2021	Sites / Crit	Samples / Crit	Analysis	Failures	Comply %	Certified	In-Time
Raw/ Intake	2 / 0	2 / 0	4	0	>99.9	4 / 4	4 / 4
Final / Outflow	2 / 2	2 / 2	4	1	75.0	4 / 4	4 / 4
Point of Use	11 / 1	11 / 1	22	0	>99.9	22 / 22	22 / 22
	15 / 3	15 / 3	30	1	96.7	30 / 30	30 / 30

July 2021	Sites / Crit	Samples / Crit	Analysis	Failures	Comply %	Certified	In-Time
Raw/ Intake	1 / 0	1 / 0	2	0	>99.9	2 / 2	2 / 2
Final / Outflow	1 / 1	1 / 1	2	0	>99.9	2 / 2	2 / 2
Point of Use	11 / 1	11 / 1	22	0	>99.9	22 / 22	22 / 22
	13 / 2	13 / 2	26	0	>99.9	26 / 26	26 / 26

August 2021	Sites / Crit	Samples / Crit	Analysis	Failures	Comply %	Certified	In-Time
Raw/ Intake	1 / 0	1 / 0	2	0	>99.9	2 / 2	2 / 2
Final / Outflow	1 / 1	1 / 1	2	0	>99.9	2 / 2	2 / 2
Point of Use	9 / 1	10 / 1	20	2	90.0	20 / 20	20 / 20
	11 / 2	12 / 2	24	2	91.7	24 / 24	24 / 24

November 2021	Sites / Crit	Samples / Crit	Analysis	Failures	Comply %	Certified	In-Time
Raw/ Intake	2 / 0	2 / 0	4	0	>99.9	4 / 4	0 / 4

System DWQ Compliance

Drinking Water Quality :Integrated Regulatory Information System (IRIS)

Final / Outflow	1 / 1	1 / 1	2	0	>99.9	2 / 2	0 / 2
Point of Use	10 / 1	10 / 1	20	0	>99.9	20 / 20	0 / 20
	13 / 2	13 / 2	26	0	>99.9	26 / 26	0 / 26


December 2021	Sites / Crit	Samples / Crit	Analysis	Failures	Comply %	Certified	In-Time
Raw/ Intake	2 / 0	2 / 0	2	0	>99.9	2 / 2	0 / 2
Final / Outflow	2 / 2	2 / 2	4	0	>99.9	4 / 4	0 / 4
Point of Use	11 / 1	11 / 1	21	0	>99.9	21 / 21	0 / 21
	15 / 3	15 / 3	27	0	>99.9	27 / 27	0 / 27

Total 2021	Sites / Crit	Samples / Crit	Analysis	Failures	Comply %	Certified	In-Time
Raw/ Intake	2 / 0	10 / 0	18	0	>99.9	18 / 18	12 / 18
Final / Outflow	2 / 2	9 / 9	17	1	94.1	17 / 17	11 / 17
Point of Use	12 / 1	65 / 6	129	3	97.7	129 / 129	88 / 129
	16 / 3	84 / 15	164	4	97.6	164 / 164	111 / 164

System DWQ Compliance

Drinking Water Quality : Integrated Regulatory Information System (IRIS)

Operational (Non-Health)



April 2021	Sites / Crit	Samples / Crit	Analysis	Failures	Comply %	Certified	In-Time
Raw/ Intake	1 / 0	1 / 0	2	0	>99.9	2 / 2	2 / 2
Final / Outflow	1 / 1	1 / 1	2	0	>99.9	2 / 2	2 / 2
	2 / 1	2 / 1	4	0	>99.9	4 / 4	4 / 4

June 2021	Sites / Crit	Samples / Crit	Analysis	Failures	Comply %	Certified	In-Time
Raw/ Intake	1 / 0	1 / 0	2	0	>99.9	2 / 2	2 / 2
Final / Outflow	1 / 1	1 / 1	2	0	>99.9	2 / 2	2 / 2
	2 / 1	2 / 1	4	0	>99.9	4 / 4	4 / 4

July 2021	Sites / Crit	Samples / Crit	Analysis	Failures	Comply %	Certified	In-Time
Raw/ Intake	1 / 0	1 / 0	2	0	>99.9	2 / 2	2 / 2
Final / Outflow	1 / 1	1 / 1	2	0	>99.9	2 / 2	2 / 2
	2 / 1	2 / 1	4	0	>99.9	4 / 4	4 / 4

August 2021	Sites / Crit	Samples / Crit	Analysis	Failures	Comply %	Certified	In-Time
Raw/ Intake	1 / 0	1 / 0	2	0	>99.9	2 / 2	2 / 2
Final / Outflow	1 / 1	1 / 1	2	0	>99.9	2 / 2	2 / 2
	2 / 1	2 / 1	4	0	>99.9	4 / 4	4 / 4

Total 2021	Sites / Crit	Samples / Crit	Analysis	Failures	Comply %	Certified	In-Time
Raw/ Intake	1 / 0	4 / 0	8	0	>99.9	8 / 8	8 / 8
Final / Outflow	1 / 1	4 / 4	8	0	>99.9	8 / 8	8 / 8
	2 / 1	8 / 4	16	0	>99.9	16 / 16	16 / 16

System DWQ Compliance

Drinking Water Quality :Integrated Regulatory Information System (IRIS)

Report Filters:

REGION:Eastern Cape,INSTITUTION_TYPE:Water Service Authority,INSTITUTION:Makana Local Municipality,SYSTEM: All ,YEAR:2021,RISK: All ,STANDARD:SANS 241 :2006,