



MAKANA
MUNICIPALITY | EASTERN CAPE
MASIPALA WASEMPUMAKOLONI
MUNISIPALITEIT | OOS-KAAP
...a great place to be

SECTION 71 REPORTS

April 2014

TABLE OF CONTENT

Legislative Framework.....	
Report to the Executive Mayor.....	
Recommendations.....	
Municipal Manager Quality Certificate.....	

Part 1- Executive Summary

- Introduction
- Consolidated Performance

Part 2 – Support Documentation

- Debtors Analysis
- Creditor's Analysis
- Allocation and grant receipt and Expenditure
- Capital Programme Performance

Legislative Framework

The Municipal Budget and Reporting Regulations are designed to achieve a range of objectives, including the local government sphere's ability to deliver basic services by facilitating improved financial sustainability and better medium term planning and policy choices on service delivery.

This report has been prepared in terms of the following framework:

- The Municipal Finance Management Act- No.56 of 2003, Section 71 and
- The Municipal Budget and Reporting Regulations

The objective of these Regulations is to secure sound financial management of the budgeting and reporting practices by establishing uniform norms and standards and other requirements for ensuring transparency, accountability and appropriate lines of responsibility.


Report to the Executive Mayor

In accordance with Section 71(1) of the MFMA, the Municipal Manager is required to submit statement on the status of Makana Municipality's budget reflecting the particulars up until the end of April 2014.

Section 54(1) of the MFMA requires the Mayor of a municipality to take certain actions on the receipt of this report to ensure that the approved budget is implemented in accordance with the projects contained in the SDBIP.

Recommendations

- The content of this report and supporting documentation for April 2014 is noted.
- It be noted that the Directors ensure that the budget is implemented in accordance with the SDBIP projections and in accordance with the approved budget.
- It be noted that any material variances will receive remedial or corrective steps.


..... E.T. NYALATO

7 T. Mnguni
Acting Municipal Manager

Date..... 22/5/2014

QUALITY CERTIFICATE

I, Themba Mnguni, Acting Municipal Manager of Makana Municipality, hereby certify that –

- ✓ The monthly budget statement
- Quarterly report on the implementation of the budget and financial state affairs of the municipality
- Mid- year budget and performance assessment

For the month of April 2014 has been prepared in accordance with the MFMA and regulations made under the Act.

Themba Mnguni
Acting Municipal Manager of Makana Municipality EC104

Signature



ET MYALATO

Date.....

22/05/2014

NATIONAL TREASURY (NT)					
MONTHLY REPORT - FINANCE MANAGEMENT GRANT (FMG) - DIVISION OF REVENUE ACT (DoRA)					
<small>Note - Must be faxed to : 012 - 315 5230 & emailed to fmgr@treasury.gov.za. The municipality is required to confirm receipt by calling 012 393 6541/6506/6542 or 012 315 5145/5322 012 395 6506/6542</small>					
<small>Note - Fields highlighted in yellow should be completed. Other fields are automated and reserved for comments. The Municipality is required to provide comments and supporting documentation where necessary.</small>					
Name of Municipality		EC104 Makana			
Financial Year		2013/14			
Month		M10 April			
Section A: Previous Financial Year					
Financial Management Grant Received and Expenditure Incurred		2012/13	Rand	Comment	
Total FMG received			1 500 000.00		
Total FMG Expenditure			1 500 000.00		
FMG unspent			0.00	Note - If funds committed, provide supporting documentation by 15 August	
FMG unspent and returned to the National Revenue Fund			0.00		
Total FMG unspent as at end of financial year			0.00	Note - This should be monies approved by NT as rollover	
Section B: Current Financial Year					
Financial Management Grant Received and Expenditure Incurred		2013/14	Rand	Comment	
Total FMG received for current financial year			1 550 000.00		
Total unspent FMG approved for rollover (Refer to Section A: A15)			0.00		
Total FMG received			1 550 000.00		
Total spent year-to-date (See last months return - Section B: A31)			938 348.99		
Total spending this month			15 402.00		
- Interns Stipend/Salary and Training			0.00		
- Training in support of Minimum Competency Regulations			0.00		
- Towards Budget and Treasury Office (BTO) capacity			0.00		
- Towards SCM/Internal Audit (IA)/Audit Committee capacity			0.00		
- Acquisition, Upgrading and Maintenance of Financial Systems			0.00		
- Preparation and compilation of Financial Statements			0.00		
- Towards implementing corrective actions to address audit findings			0.00		
- Preparation and implementation of Financial Recovery Plans			0.00		
Total FMG spent			953 750.99		
Percentage spent			61.53		
Total FMG unspent for current financial year			596 249.01	Note - A/C/M must return any unspent FMG allocations not approved for rollover, to the National Revenue Fund	
Section C: (Current Financial Year)					
The municipality is required to compile and submit the MFMA Support Plan to the National Treasury by 15th June, prior to the commencement of the new financial year and any amendments thereafter, within 30 days					
Performance Information: Institutional		Yes/No	Number	CFO Acting Yes/No	Name of CFO
Appointment of appropriately skilled CFO consistent with the competency regulations		No	0	Yes	Busisiwe Khumalo
Appointment of appropriately skilled Senior Financial Managers in the BTO		Yes	1		
Appointment of appropriately skilled Internal Audit personnel			3		
Number of interns appointed					
Section D: (Current Financial Year)					
Performance Information: Outputs		Audit Outcome (2011/12)	Audit Outcome (2012/13)	Audit Action Plan Implemented (Yes/No)	Number of Items on Audit Action Plan completed
Audit Outcome achieved		Disclaimer	Disclaimer	No	0
Audit Action Plan implemented					0
Internal Audit Units (IA) and Audit Committees (AC)		Yes/No	Shared Outsourced Co-Sourced Inhouse	No of Resolutions and recommendations	Number Implemented
Internal Audit Unit Established		Yes	Shared		
Audit Committee Established				0	0
Resolutions and recommendations of IA				0	0
Resolutions and recommendations of AC					
Reporting on Key MFMA Activities		YES	NO		
Budget - Key activities for the month completed		YES		Refer to the budget timetable and the budget process	
In-year reporting - Key activities for the month completed		YES		Refer to financial & non-financial inform. for publishing	
Financial Statements - Key activities for the month completed			NO	Preparation of Trial Balance and all Accounts Reconcile	
Annual Report - Key activities for the month completed			NO	Consolidation of financial & non-financial inform. completed	
Confirmation & Authorization from the Accounting Officer & Chief Financial Officer or Delegatee					
Name of the Chief Financial Officer -		Signature -		Date -	
Name of the Accounting Officer - E.T. MYALATO		Signature -		Date - 22/5/2014	

Expanded Public Works Programme Incentive Grant (EPWP)
Monthly Report as per the Division of Revenue Act

Municipality: Makana Municipality

Financial Year: 2013/2014
Month End: Apr-14

Financial Accounting for Grant Funds Received and Expended

	July	August	September	October	November	December	January	February	March	April	May	June	Total
Received Prior Months (Current Financial Year)	0	0	0	400 000	400 000	700 000	700 000	700 000	1 000 000	1 000 000			1 000 000
Received in the Current Month	0	0	400 000	0	300 000	700 000	0	300 000	0	1 000 000			1 000 000
Total EPWP Funds Received	0	0	400 000	400 000	700 000	700 000	700 000	1 000 000	1 000 000	1 000 000			1 000 000
Spent Prior Months (Current Financial Year)	0	24 171	107 871	204 688	242 793	301 828	347 783	448 838	590 750	870 640		0	1 032 139
Spent in the Current Month	24 171	83 700	87 441	38 105	59 035	45 955	101 055	141 912	279 890	170 875		0	1 032 139
Accumulated EPWP Expenditure	24 171	107 871	195 317	242 793	301 828	347 783	448 838	590 750	870 640	1 041 515		0	1 032 139
Total EPWP funds received and Not Spent	-24 171	-107 871	204 688	157 207	398 172	352 217	251 162	409 250	129 360	-41 515		0	-32 139
Expenditure Percentage to date		0.00%	48.83%	60.70%	43.12%	49.68%	64.12%	59.08%	87.06%	104.15%		0.00%	100.21%
Funds Currently Committed but Not Spent													
Scheduled Transfers Withheld													

Comments:

(Print Name Below)

E.T. NYALATO

, The Accounting Officer or Delegate certify that the above information is correct

and that this report has been submitted electronically as required.

Signed

Dated

22/5/2014

**Energy Efficiency and Demand Side Management Grant (EEDG)
Monthly Report as per the Division of Revenue Act**

The onus is on the municipality to confirm that the return has been received by NT

Municipality EC104 Makana

Financial Year	2013/14
Month End	M10 Apr

Financial Accounting for Grant Funds Received and Expended

	Rand
Received Prior Periods (Since Inception) - See Last Months Form	0
Received This Month	0
Total EEDG Funds Received	0
Spent Prior Periods (Since Inception) - See Last Months Form	0
Spent This Month	0
Total EEDG Funds Spent	0
Total EEDG funds Received and Not Spent	0
Percentage of Funds Spent	0.00%
Funds Currently Committed but Not Spent	0
Scheduled Transfers Withheld	

Conditions:

- Implementation of labour intensive methods in accordance with Expanded Public Works Programme (EPWP) guidelines on EEDSM projects

(Print Name Below)

I, ET MYALATO
and that this report has been submitted electronically as required.

, The Accounting Officer or Delegate certify that the above information is correct

Signed

Dated

22/5/2014

To Save File press the following keys at the same time with Caps Lock off: Ctrl Shift S
Save file as: Muncde_EEDG_ccyy_Mnn.XLS (e.g. GT411_EEDG_2009_M01.xls)
Muncde = Municipality Code, ccyy = Financial Year End, Mnn = M01... M12

**Municipal Infrastructure Grant (MIG)
Monthly Report as per the Division of Revenue Act**

The onus is on the municipality to confirm that the return has been received by NT

Municipality EC104 Makana

Financial Year	2013/14
Month End	M10 Apr

Financial Accounting for Grant Funds Received and Expended

	Rand
Received Prior Periods (Since Inception) - See Last Months Form	17 467 000
Received This Month	0
Total MIG Funds Received	17 467 000
Spent Prior Periods (Since Inception) - See Last Months Form	8 896 184
Spent This Month	1 065 554
Total MIG Funds Spent	9 961 738
Total MIG funds Received and Not Spent	7 505 262
Percentage of Funds Spent	57.03%
Funds Currently Committed but Not Spent	8 570 816
Scheduled Transfers Withheld	

Conditions:

-Prioritise residential infrastructure for water, sanitation, refuse removal, street lighting, solid waste, connector and bulk infrastructure, and other municipal infrastructure like roads, in line with the MIG policy framework and/or other government sector policies established before the start of the municipal financial year.

-Compliance with Chapter 5 of the Municipal Systems Act (200). Infrastructure investment and delivery must be based on an Integrated Development Plan that provides a medium to long-term framework for sustainable human settlements and is in accordance with the principles of the national Spatial Development Perspective.

-Municipalities must adhere to the labour-intensive construction methods in terms of the Expanded Public Works Programme (EPWP) guidelines.

-Compliance with the Division of Revenue Act, including additional reporting requirements on spending and projects as approved by National Treasury.


(Print Name Below)

I, **ET MYALATO**

and that this report has been submitted electronically as required.

, The Accounting Officer or Delegate certify that the above information is correct

Signed



Dated

22/5/2014

To Save File press the following keys at the same time with Caps Lock off: Ctrl Shift S
Save file as: Muncde_MIG_ccyy_Mnn.XLS (e.g. GT411_MIG_2009_M01.xls)
Muncde = Municipality Code, ccyy = Financial Year End, Mnn = M01... M12

**Municipal Systems Improvement Programme Grant (MSIG)
Monthly Report as per the Division of Revenue Act**

The onus is on the municipality to confirm that the return has been received by NT

Municipality

EC104 Makana

Financial Year 2013/14

Month End M10 Apr

Financial Accounting for Grant Funds Received and Expended

	Rand
Received Prior Periods (Since Inception) - See Last Months Form	890 000
Received This Month	0
Total MSIG Funds Received	890 000
Spent Prior Periods (Since Inception) - See Last Months Form	721 442
Spent This Month	4 725
Total MSIG Funds Spent	726 167
Total MSIG funds Received and Not Spent	163 833
Percentage of Funds Spent	81.59%
Funds Currently Committed but Not Spent	163 833
Scheduled Transfers Withheld	0

Conditions:

- Submission of signed (only Municipal Manager) activity plan in a prescribed format with detailed budget and time frames on the implementation of prioritised measurable outputs.
- Submission of monthly expenditure reports by the 10th of every month and in accordance with the Division of Revenue Act.

(Print Name Below)

I, **ET MYALATO**
and that this report has been submitted electronically as required.

, The Accounting Officer or Delegate certify that the above information is correct

Signed

Dated

22/5/2014

To Save File press the following keys at the same time with Caps Lock off: Ctrl Shift S

Save file as: Muncde_MSIG_ccyy_Mnn.XLS (e.g. GT411_MSIG_2009_M01.xls)

Muncde = Municipality Code, ccyy = Financial Year End, Mnn = M01... M12

**Neighbourhood Development Partnership Grant (NDPG)
Monthly Report as per the Division of Revenue Act**

The onus is on the municipality to confirm that the return has been received by NT

Municipality EC104 Makana

Financial Year	2013/14
Month End	M10 Apr

Financial Accounting for Grant Funds Received and Expended

	Rand
Received Prior Periods (Since Inception) - See Last Months Form	5 841 000
Received This Month	0
Total NDPG Funds Received	5 841 000
Spent Prior Periods (Since Inception) - See Last Months Form	5 702 189
Spent This Month	138 811
Total NDPG Funds Spent	5 841 000
Total NDPG funds Received and Not Spent	0
Percentage of Funds Spent	100.00%
Funds Currently Committed but Not Spent	0
Scheduled Transfers Withheld	14 650 000

Conditions:


- The receiving officer must submit a milestone payment schedule with budgets and time frames for project implementation.
- Obtain a council resolution striving to achieve measurable outputs

(Print Name Below)

I, ET MYACATO
and that this report has been submitted electronically as required.

, The Accounting Officer or Delegate certify that the above information is correct

Signed



Dated

22/5/2014

To Save File press the following keys at the same time with Caps Lock off: Ctrl Shift S

Save file as: Muncde_NDPG_ccyy_Mnn.XLS (e.g. GT411_NDPG_2009_M01.xls)

Muncde = Municipality Code, ccyy = Financial Year End, Mnn = M01... M12

**Expanded Public Works Programme Integrated Grant (PWPG)
Monthly Report as per the Division of Revenue Act**

The onus is on the municipality to confirm that the return has been received by NT

Municipality EC104 Makana

Financial Year	2013/14
Month End	M10 Apr

Financial Accounting for Grant Funds Received and Expended

	Rand
Received Prior Periods (Since Inception) - See Last Months Form	1 000 000
Received This Month	0
Total PWPG Funds Received	1 000 000
Spent Prior Periods (Since Inception) - See Last Months Form	870 640
Spent This Month	170 875
Total PWPG Funds Spent	1 041 515
Total PWPG funds Received and Not Spent	-41 515
Percentage of Funds Spent	104.15%
Funds Currently Committed but Not Spent	-41 515
Scheduled Transfers Withheld	0


Conditions:

(Print Name Below)

I, ET MYALATO
and that this report has been submitted electronically as required.

, The Accounting Officer or Delegate certify that the above information is correct

Signed



Dated

22/5/2014

To Save File press the following keys at the same time with Caps Lock off: Ctrl Shift S

Save file as: Muncde_PWPG_ccyy_Mnn.XLS (e.g. GT000_PWPG_2013_M01.xls)

Muncde = Municipality Code, ccyy = Financial Year End, Mnn = M01... M12



cooperative governance & traditional affairs

Department:

Cooperative Governance and Traditional Affairs
REPUBLIC OF SOUTH AFRICA

Monthly Expenditure Report Municipality Municipal Systems Improvement Grant

Municipality & Code Makana Municipality EC104

Month: M10

Part 1:

Financial Information

A	B	C	D	E	F
	Received / Transferred to Date	Expenditure this month	Total expenditure for previous months	Overall expenditure to date	Available Balance
2012/13 Allocation R890 000	R890 000	R4 725	R721 442	R716 717	R163 833

Part 2: Reasons for variance

	Reasons for variance
1	Community Based Planning – R4 725
2	Automotive PMS System –
3	Upgrading Financial System –

Part 3: Progress Information

List of Projects	Amount Budgeted	Progress Details	Remedial Measures if no Progress
Community Base Planning	R290 000	In progress	
Automotive PMS System	R100 000	In progress	
Legal Compliance	R500 000	In progress	

Part 4: Signature


CFO Signature

Ms B. Khumalo
Name & Surname

21/5/2014
Date